


Press Play *reminder*

Creations Craft Class 13 and up
www.youngfoundations.org


SUPPLIES:



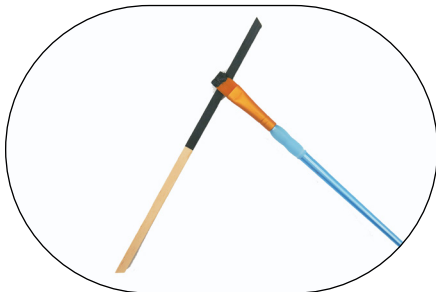
- 10" wood circle
- 1/4" square dowel
(cut three 8" long pieces with the ends cut at a 45 degree angle)
- masking tape
- paint brush
- vinyl stencil of quote
(email creations@youngfoundations.org and ask for the "Press Play Reminder" stencil file)
- Acrylic paint black and white
- Hot glue gun and glue sticks




Step 1
Tape off the areas of your wood round which you want to paint.




Step 2
Paint the circle.



Step 3
Paint the three sticks.



Step 4
Glue them together in a press play.



Step 5
Glue your Press Play to your circle.



Step 6
Place the quote inside the press play. peel away the backing and stick to the wood.



Step 7
Place Brother Branham's name at the bottom of the wood round.



You're finished!

lesson

But if I with the finger of God cast out devils, no
doubt the kingdom of God is come upon you.
Luke 11:20

Oh, I want you to look at a beautiful thing here. When Jesus goes to cast out a devil, it's so little to Him till He just takes His finger to cast it away. That's all He has to use. Oh, blessed be His holy Name. He only uses a finger for the most powerful devil that could rise out of the burning hell. One little finger He casts it away. That's all He does.

57-0228 - "A Greater Than Solomon Is Here"

