


Creations-made  
**Sugar Scrub**  
and  
**Lip Balm**  
Creations Craft Class

[WWW.YOUNGFOUNDATIONS.ORG/CREATIONS](http://WWW.YOUNGFOUNDATIONS.ORG/CREATIONS)



## What's in your packet?

Lesson page for teacher use.....page 2-4  
Lip Balm tutorial.....pages 5-7  
Sugar Scrub tutorial.....pages 8-10



# CLASS NAME: Creations-made **Sugar Scrub** and **Lip Balm**

Project: making sugar scrub and lip balm

## Balm in Gilead lesson:

(goes along with the lip balm)

- Have the whole class read the Scripture together.
- Play the quote that goes with the lip balm.
- The balm is not only for physical healing, but spiritual healing as well.
- A shepherd sometimes breaks the leg of his sheep so that he can nurse it back to health and show the sheep that he loves it. So does God, at times, let us get down so that He can nurse us back to spiritual or physical health with that sweet Balm of Gilead.
- What is the meaning of "Balm", according to Brother Branham?
  - "There is a Balm in Gilead. How many knows that the Balm in Gilead, that God put in there, is the Holy Spirit."  
Rev. William Marrion Branham 59-0707 Balm In Gilead

## Scripture:

Is there no balm in  
Gilead; is there no  
physician there? why  
then is not the health of  
the daughter of my  
people recovered?

Jeremiah 8:22

## Balm in Gilead Quote:

"I said, "Yes, Lord. I love you too." So that, so then we become friends. That's how Jesus does sometimes, has to pour in a little of the Balm of Gilead, you know, to kindly soothe things over to show you He loves you, He heals you, and wants you to be well, and love Him, and serve Him, believe in Him. Isn't He wonderful?"

Rev. William Marrion Branham  
55-0122 This Great Servant, Moses

## Quote Minute Marker:

12:40 - 12:58, paragraph 15

# "Scoured Out" Demonstration:

(goes along with the sugar scrub)

## Materials needed:

- wash pan
- water
- pre-stained dirty, white shirt
- scrub brush
- laundry detergent
- laminated cards labeled with attributes of sin
  - examples: listening to worldly music, cutting your hair, dressing immoral, gossiping, lying, stealing, cheating, etc.
- laminated cards labeled with the fruit of the Spirit
  - love, joy, peace, long-suffering, gentleness, goodness, faith, meekness, and temperance

## Set-up

Fill the wash pan about half full with water and place a set of the laminated fruit of the Spirit cards in the water so that the students can not read them. Display the attributes of sin on a board so that all the students can see them.

## Play the quote

As Brother Branham speaks, pour the laundry detergent into the wash pan and scrub the shirt. You are demonstrating how Brother Branham's mother would scrub his shirts clean. Take 1-2 sin cards and scrub them in the wash pan just like you did the shirt. Then pull out one of the fruit of the Spirit cards and leave the attribute of sin in the pan.

## Explanation

Brother Branham uses the example of his mother scrubbing his dirty shirts clean, to God scrubbing us clean. He takes away all our cares and disappointments and makes us brand new.

## Throw the attributes of sin into the wash pan

What do you struggle with? Cast all of your cares upon God and put your sins in God's great wash bucket.

## Pull out the Fruits of the Spirit

What happens after Jesus scrubs away all those sins, cares, and disappointments?

Have the student(s) pull out the fruit of the Spirit with you, and give examples of each.

## Conclusions

Jesus scrubs away our sins and cares and makes us clean!

## “Scoured Out” Quote:

“Oh, isn’t He wonderful? When I get speaking about Him, there it just seems like the inside of my soul just gets like scoured out. Mama used to take our little old dirty shirts when we were little children, and we’d get the collars so dirty. And I don’t know whether you did or not, I used to chew on my collar. And mama used to take this old scrub brush. And I don’t... I haven’t seen one in years, great big old scrub brush. And she’d get that old homemade soap, and we had to make it out of grease. And she’d rub it on there, and take this scrub brush, and she’d scrub it and scrub it, till it was just as white as it could be.

Oh, that’s the way I--talking about Jesus does. It is something like God gets in there with a scrub brush, and just scrubs out all my disappointments, and all my cares, and--and just makes me feel so clean. Doesn’t it do that to you, just cleans us out? His Holy Spirit comes down and sanctifies us, and takes all the unbelief away from us. That’s my prayer tonight, that He do that for us.”

Rev. William Marrion Branham

59-1127 Blind Bartimaeus

Quote Minute Marker: 52:32 - 53:53, paragraph 41

# Lip Balm tutorial

## Materials Needed




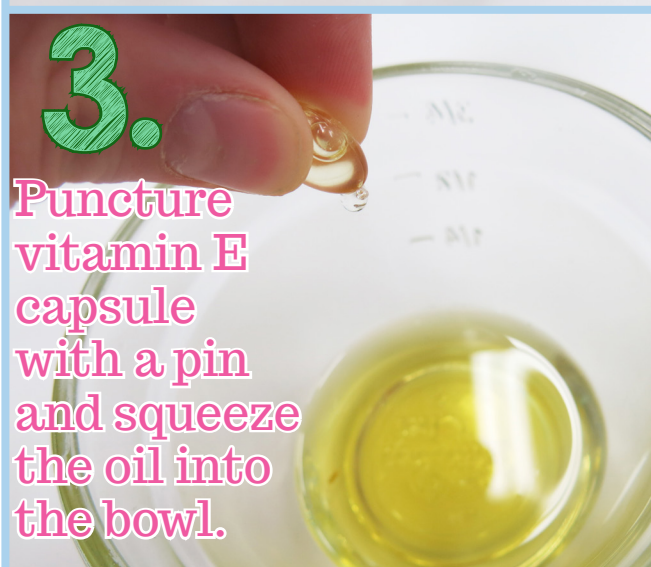

# Printable labels for Lip Balm:

Option 1: print on label paper, cut out, and wrap it around the tube

Option 2: print on regular paper, cut out, glue or tape it around the tube







# Sugar Scrub

## tutorial

### Materials Needed





# Printable labels for Sugar Scrub:

Option 1: print on waterproof label paper and cut out

Option 2: print on regular paper, cut out, and place using tape to completely seal the label



Label the lid of the jar with either of the labels above. Then place an instruction label on the jar itself.






1.



Microwave coconut oil for 35 seconds, or melt using a stove.



2.

Mix sugar and oil.



3.

Add essential oil.



4.

Mix evenly.



5.

Put scrub into labeled glass jar.



Optional:

Add a couple drops of food coloring or natural dye to the sugar scrub.

You're finished. Have fun!