

Dear Mommy,

I love you.

From:

Mothers
DAY
SHOULD BE EVERY DAY.
Poo Bandman

GENUINE
Mother

-BROTHER BRANDMAN



Dear Mommy,

I love you.

From:

Mothers
DAY
SHOULD BE EVERY DAY.
Poo Bandman

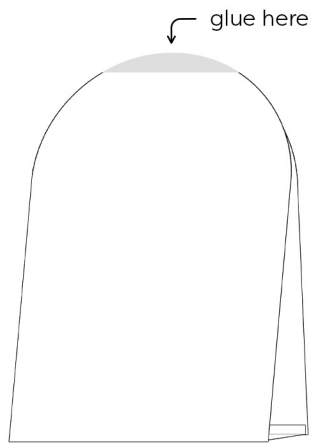
GENUINE
Mother

-BROTHER BRANDMAN



INSTRUCTIONS

- Print card sides 1 & 2.
- Fold the tabs on the card stand and glue them to the inside-bottom of your cards.
- Glue the top of the cards together.
- Optional: Cut out 2 Sister Meda photos and attach on both sides with foam dots.



CARD STAND



Side 1



Side 2




Side 1



Side 2




fold in half 




INSTRUCTIONS

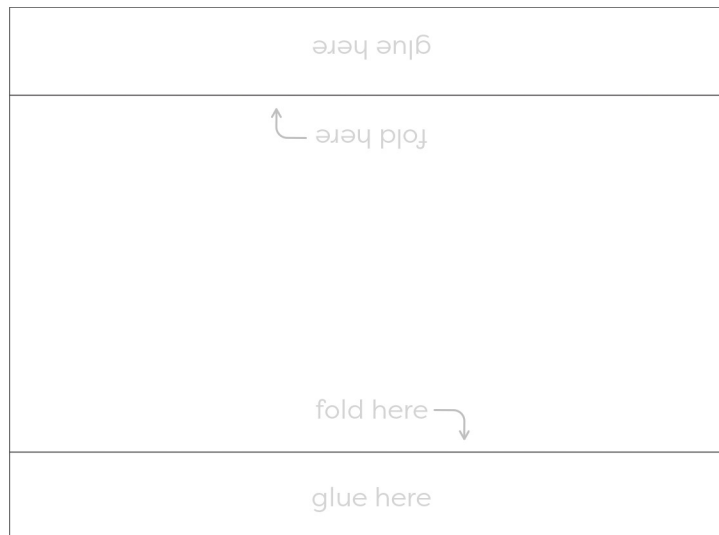
- Print card sides 1 & 2.
- Fold the tabs on the card stand and glue them to the inside-bottom of your cards.
- Glue the top of the cards together.
- Optional: Cut out 2 awnings and attach on both sides with foam dots.



Awning 1



CARD STAND




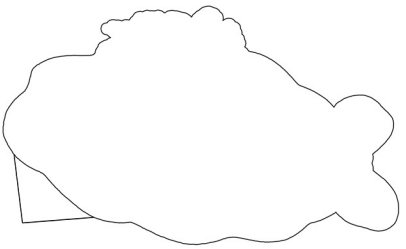
Side 1





Awning 2





CARD STAND

glue to top of card			
	fold →	base	fold →
	glue to bottom of card		

INSTRUCTIONS

- Flip card over and fold as shown, the flower should be on the front.
- Cut the flower overlay and line it up with the top of the card. Glue in place, or use foam dots.
- Cut & paste the title to the front of the card.



flower overlay

title



GIFT TAGS & FLOWER CARDS

