

Creations

CRAFT CLASS

youngfoundations.org

CRAFT “Thanksgiving Pilgrim”

AGE: 4-9

ESTIMATED LENGTH: 3 HOURS

NEEDED MATERIALS:

Supplies Boy:

- ☐ 1 sheet of light gray or tan construction paper
- ☐ 2 sheets of black construction paper
- ☐ 1 sheet of yellow or brown construction paper
- ☐ 1 sheet of white construction paper
- ☐ 2 colored craft wooden squares, or buttons, etc.
- ☐ 16 inches of twine or colored string
- ☐ Markers
- ☐ Glue
- ☐ Scissors
- ☐ Hot glue gun
- ☐ [Pilgrim templates](#)

Supplies Girl:

- ☐ 1 sheet of light gray or tan construction paper
- ☐ 1 sheet of black construction paper
- ☐ 1 sheet of yellow or brown construction paper
- ☐ 2 sheets of white construction paper
- ☐ 2 colored craft wooden squares, or buttons, etc.
- ☐ 16 inches of twine or colored string
- ☐ Markers
- ☐ Glue
- ☐ Scissors
- ☐ Hot glue gun
- ☐ [Pilgrim templates](#)

INTRO AND CLASS SUMMARY:

1. Gather Students And Begin In Prayer.

Read And Discuss Quotes: Moral parable - To Glorify the Lord our God. To draw a comparison between the pilgrim of the Plymouth rock and ourselves as pilgrims and strangers.

-SCRIPTURES: Hebrews 11

These all died in faith, not having received the promises, but having seen them afar off, and were persuaded of them, and embraced them, and confessed that they were strangers and pilgrims on the earth.

For they that say such things declare plainly that they seek a country.

-QUOTE: 59-1125 From The Beginning It Wasn't So

Tomorrow is Thanksgiving, a day that's set aside where our pilgrim forefathers set that day aside to give thanks to God for what we had--what He had done for us, for blessing them, giving them crops and so forth. It's one real American day. All the other days, like Saint Patrick's, and so forth, come from across the seas. But this is an American holiday: Thanksgiving Day.

Tonight I want to say that there's so many things that I'm thankful for. I don't know how to give thanks to God for so many blessings. Be sure to remember that tomorrow. If your church has service, attend. Tomorrow night we continue on with our services here. And we're expecting you, if you can, to be out with us tomorrow night. Be sure. If you don't have church service, then at home, get the family together, set down, take God's Word, read it. Tell your children about it. Tell them that this nation was built upon such as that. Our forefathers who fought to--to bring this freedom to us and left the other country so that we could have freedom of worship, and freedom of speech, and freedom of press, and so forth. And we're thankful yet for it. We don't know how long it will last that way, but I say this, "Long may our lands be bright with freedom's holy light; protect us by Thy might, great God, our King." And...

Class Summary:

-Read the verse and listen to the quote

-Have the children make their pilgrim

-Have them write what they are thankful for

-Sing: Life Boat: 58-1002 But From The Beginning It Was Not So

... ness

Will turn to brightest day,

Then let us all take courage,
For we're not left alone;
The lifeboat soon is coming
To gather the pilgrims home.
Then cheer, my brother cheer, oh cheer,
Our trials shall soon be o'er,
Our loved ones we shall meet, shall meet,
Upon the golden shore.
We're pilgrim's and we're strangers here,
We're seeking a city to come,
The lifeboat soon is coming
To gather the Jewels home.
The lifeboat soon is coming,
By eyes of faith I see,
As she sweeps through the waters
To rescue you and me.
And land us safely in the port
With friends we love so dear,
"Get ready," cries the Captain,
"Oh, look, she's almost here." (Watch the atomic bombs, you can tell she's nearly here.)
... cheer,
Our trials shall soon be o'er,
Our loved ones we shall meet, shall meet,
Upon the golden shore.
We're pilgrims and we're strangers here,
We're seeking a city to come,
Our lifeboat soon is coming
To gather the Jewels home.

Creating Your Own Pilgrim:

*The pieces cut out will differ depending on the gender of the pilgrim you are creating.

1. Print out [pilgrim templates](#) and then use them to cut out the pieces to the pilgrim on the correct sheet of construction paper.
2. Cut out an 8"x8" square of black construction paper for the body of the pilgrim.


3. Cut out the legs on a white sheet of construction paper using the template twice. Glue these two legs parallel to each other on to the bottom part of the body with the body overlapping the legs about half an inch.




4. Cut out the boy or girl shoes on a black sheet of construction paper using the template twice. Glue these two shoes overlapping the bottom part of the legs. Preference: Glue a wooden square, button, etc. on to the top part of the shoe.



5. Cut out the face on a tan or light gray sheet of construction paper using the face template. Glue this piece overlapping the top part of the body about half an inch.




6. Cut out the boy or girl hair on a yellow or brown piece of construction paper using the hair template. Glue this piece fully overlapping the top/sides of the face.



7. Boy: Cut out the hat on a sheet of black construction paper and the buckle on a yellow sheet of construction paper using the correct templates. Glue the buckle to the middle of the hat. Now glue the entire hat overlapping the hair of the pilgrim.



8. Girl: Cut out the bonnet on white construction using the bonnet template. Glue the bonnet overlapping the hair of the pilgrim.



9. Draw the face of the pilgrim using your preference of markers.



10. Cut out the "I am thankful for" sign and glue to the very middle of the body, not overlapping the face.



11. Cut out the hands on a tan or light gray sheet of construction paper using the hand template twice. Glue the hands overlapping the "I am thankful for" sign with the fingers of the hands facing inward.
12. Using twine or string, make a bow and secure it with a double knot. Hot glue the bow on to the neck of the pilgrim.
13. Draw or write on the "I am thankful for" sign of what the student is thankful for.



4-6 year old Skit

Characters:

1. Pilgrim 1 (John)
2. Pilgrim 2 (John's sister)
3. Pilgrim 3- boy
4. Pilgrim 4- girl
5. Indian 1- boy
6. Indian 2- girl
7. Indian 3- boy
8. Indian 4- girl

Part 1:

Pilgrim 1 and 2 hear sounds

Pilgrim 1 has a gun

Pilgrim 2 runs to warn others

Indians x3 jump out of bushes and converse with Pilgrim 1

Part 2:

Journal/table- Pilgrim 1 writing about what happened

Pilgrims 2-4 are fishing and have baskets with vegetables

Indians are helping the pilgrims fish and harvest

Part 3:

Gather around set table

Pilgrim 3 asks Pilgrim 1 to say prayer

Pilgrim 1 says prayer to everyone

Quote plays

Choir Stands (table guest stand in front)

Sing and dismiss

Lyrics

My country, 'tis of thee,
Sweet land of liberty,
Of thee I sing;
Land where my fathers died,
Land of the pilgrims' pride,
From ev'ry mountainside
Let freedom ring!

Our fathers' God to Thee,
Author of liberty,
To Thee we sing.
Long may our land be bright,
With freedom's holy light,
Protect us by Thy might,
Great God our King.

Glad time of jubilee
Ring over land and sea
The Trumpet's call.
Let the glad tidings fly
And every man reply
"Glory to God on high"
Freedom for all.

Onward, Christian soldiers, marching as to war,
with the cross of Jesus going on before.
Christ, the royal Master, leads against the foe;
forward into battle see his banners go!

Onward, Christian soldiers, marching as to war,
with the cross of Jesus going on before.