


B-R-A-N-H-A-M Peaks



Creations Craft Class
WWW.YOUNGFOUNDATIONS.ORG/CREATIONS



What's in your packet?



Lesson pages for teacher use.....	pages 2-9
Print Offs.....	Pages 10-11
Branham Peaks tutorial ages 4-9.....	pages 12-15
Branham Peaks tutorial ages 10-28.....	pages 16-19



CLASS NAME:

B-R-A-N-H-A-M Peaks



Lesson

- Brief review of Pillar Of Fire class: Who remembers what we studied the last time we were together? Right, the Pillar of Fire! We learned that Jesus is truly Hebrews 13:8 (Recite: Jesus Christ the same yesterday, and to day, and forever.) We found that the SAME Jesus was in the SAME form of the Pillar of Fire throughout the entire Bible, even all the way up to today! With us, even IN us!
- Using the Pillar Of Fire booklet for images: Who can name a time when the SAME Jesus was seen in the SAME Pillar of Fire?
- In the beginning with Adam and Eve, Moses and the burning bush, leading the children of Israel out of Egypt, Daniel in the lions' den, John the Baptist, Day of Pentecost, Peter in prison, Brother Branham's birth, the foot of Spring Street.
- And yes, that SAME Pillar of Fire (Jesus) had His picture taken w/our prophet Brother Branham in Houston, Texas on January 24, 1950 (point to picture). The ONLY authentic and documented picture of the Pillar of Fire in the entire world's history. This supernatural event was just one of many times when the Lord vindicated, His prophet, Brother Branham.
- He truly is Hebrews 13:8.
- Using Flannel: This leads us onto our subject for today.
- Let's turn in our Bibles to Exodus 3:11-12
- Brother Branham is going to read our Scripture for us today and as you follow along there are a few key words you will need to pay close attention to:
- Token
- Mountain
- Eternal
- **Quote 1** (Point to Moses and mountain on flannel)
- Amen, did you hear that? "This will be an eternal token unto you." God had given his prophet and servant, Moses the sign of a mountain (point to Moses and mountain).
- Did you know that the same God, the Lord Jesus, also gave OUR prophet for this day a sign of a mountain? (point to mountain) It was also to last as an Eternal token or 'an everlasting sign'.
- Who is the prophet for our day? Right, Brother Branham! He is the 7th Angel messenger, and he brought to us a very important message that we can hear for ourselves on the tapes! (point to Brother Branham)
- Using Flannel graph: How many of you have heard the Message/Tape titled, "Standing in the Gap"? In this message, Brother Branham tells many prophecies, dreams, and supernatural events that took place during his ministry. Proving that the Lord Jesus always remains the SAME and is never wrong.
- He also tells how that in his ministry he had preached so hard, and how he called out against the denominations and called out the sins of the people. But yet, the people continued on the same way in their sins. The people continued to do bad things that God's prophet had cried out so strongly against.

- Brother Branham felt that he had failed the Lord. He tried to lead the people to the Lord Jesus with everything that was in him, and it was so hard for him to do, but it seemed the people kept getting worse and worse. This made Brother Branham sad and very discouraged. He just wanted to give up.
- He had chosen the more 'narrow path, the harder way'. Which was the way of the Lord's, but it just got so hard.
- For flannel graph: Tape titled "Standing in the Gap", Pillar of Fire, Brother Branham at pulpit preaching, congregation
- Sometimes doing the right thing that the Lord wants you to do can be really hard. You might even get discouraged like Brother Branham, and want to give up. But remember, as long as your following God's Word and the leading of the Holy Spirit, you're doing exactly what the Lord wants you to do, no matter how hard it gets. Does that happen to you sometimes?
- Is it hard to tell the truth sometimes when your mommy asks if you did something you shouldn't have? It might be easier just to lie to her and not tell the truth. But how much better do you feel afterwards when you tell the truth? It's because that was the RIGHT thing to do! The Lord's way. Maybe it would be easier for you to wear worldly clothes like all the other kids and people that you see out in the world. Those kind of clothes are everywhere aren't they? But even though it's harder to find clothes that are becoming to a young Christian boy or girl, it's the RIGHT thing to do, and God will honor that.
- Using Flannel graph: Now, to continue our story, the Lord had something in store for His 7th angel messenger. During this time when Brother Branham was feeling really discouraged, he was driving down the highway in Montana with Brother Billy Paul. Brother Billy was sleeping and Brother Branham was just feeling so bad, and thinking about giving up on the 'harder way'. When all of a sudden he heard a Voice say to him, "I'll give you an everlasting sign." Does anyone know what the word everlasting means? According to Webster's dictionary, the word everlasting means to last or to endure throughout ALL time. It never has an end! So it always will be!
- Now listen REAL close as we listen to our next quote, and you'll hear what that sign was. It's from that same tape, "Standing In The Gap".

Play Quote 2

- For Flannel graph: Branham Peaks mountain range, Old truck, highway Brother Branham, snow, B-R-A-N-H-A-M letters (to act out during quote)
- Wow! The Lord gave him a sign of a mountain. The Lord told Brother Branham his name was written all over the mountain!
- How many mountains were there? 1 mountain with 7 peaks
- How many letters are in Brother Branham's name? 7 (say the letters B-R-A-N-H-A-M while counting the peaks) The Voice even mentioned about Brother Branham's middle name. Does anyone know Brother Branham's middle name? Right, Marrion. (count them out pointing to mountain) 7! 2 names with 7 letters! What about Brother Branham's first name? William! (Repeat) Wow, all three names have 7 letters! His name was 'wrote all over' the mountain.
- God's mathematics run perfect. There were 7 peaks and of those 7 peaks there were 3 that were larger (point) representing the 1st, 2nd, and 3rd pull of his ministry. The third, fifth, and 7th peak were all the larger peaks. 3, 5, 7!
- And did you know the 7th peak is the largest of all and it was even snowcapped it was so tall. Who remembers which angel is Brother Branham? Yes! The 7th angel messenger! (Count the messengers on the wall pointing to BRANHAM being the 7th)



- Just as God give His prophet Moses a sign, He gave His prophet for our day “an everlasting sign.”
- How else did the SAME God appear to Moses and Brother Branham in the SAME way? The Pillar of Fire!
- So if God is showing signs and His SAME great Pillar of Fire to His prophets ALL through the Bible and even today to Bro Branham, what does that make God? Hebrews 13:8! Jesus Christ the same yesterday today and forever!
- Brother Branham had chosen the harder way and the Lord give him “an everlasting sign”. That mountain range still stands today.
- Show a map of the US pointing to Montana and BRANHAM Peaks.
- And even though the way may become hard for us as Christians, as long as it is according to the Word, we know it’s the RIGHT way.
- What are some things we can do to be sure we are staying in God’s way? Read you Bible, Pray, Listen to the Tapes, have quiet time, and obey your parents.

Scripture:

Exodus 3:11-12

““And Moses said unto God, Who am I, that I should go unto Pharaoh, and that I should bring forth the children of Israel out of Egypt?

And he said, Certainly I will be with thee; and this shall be a token unto thee, that I have sent thee: When thou comest forth...

Beg your pardon.

...When thou has brought forth the people out of Egypt, ye shall serve God upon this mountain.

Not noticing, before, but feeling very deeply inspired of the Spirit this morning, I caught that just then. God, sending His servant back where he had run from, He give him the sign of a mountain. Never noticed it till just then. “This will be an Eternal token unto you.” See?”

Brother Branham

63-0630m

Quote 2:

“Now, and as Billy and I started on down the road, see, started going on down the road, Billy went to sleep again. And It said, “I’ll give you an everlasting sign.”

And I said, “Lord, what...” I waited a little bit and nothing happened. I said, “What is the everlasting sign, Lord?” And I waited a few minutes. And just then I looked over to see Billy; he was asleep. And He said, “I’ll give you an everlasting sign,” again. He said, “Look westward from where you’re at.” And I turned my head like this in the truck, to look; slowed down, you know. And, oh, my, the Spirit of the Lord! I felt like I could scream and cry. And I looked, and I just saw a mountain with white caps on it. I said, “I don’t know, see no everlasting sign about that.” He said, “Your name is wrote all over it.” Oh, I thought, “What is that?” And I got real weak and I started stopping. And Billy raised up and said, “What’s the matter with you?” And I pulled my hands like this, perspiration dropping off my hand, and it snowing. I said, “Billy, something is happening. At one time I know where I’ve done wrong. I know that I’ve failed God.” And look like I could hear that song being sung, and see thousands of mixed people, lame, halt, blind, and withered; heard a choir, a voice of some great renown voice, singing: Unclean! Unclean! The evil spirits drove him. (You know the song.)

Then Jesus came and set the captive free. I could see the sick lines a laying everywhere, and I had to stop. Billy didn’t know that was taking place. And I looked up. I stopped and looked up on the mountain, and I seen those seven hills. Now, here, if you want to see something.

There was seven peaks on top of a mountain, one mountain, that run for several miles. The last mountain before you go into the other country; no more mountains after that. And it was running from east to the west, the mountain set, and it was snowcapped on top. The first two small peaks, and then a large peak; and then another small peak, and then a larger peak; and then a small peak, and then a great, large, long, snowcapped mountain. And I said, “Lord, I do not understand what that means.” He said, “How many peaks are there?” I said, “There is seven.” “How many letters is in your name?” B-r-a-n-h-a-m, M-a-r-r-i-o-n B-r-a-n-h-a-m. And there was three outstanding peaks. He said, “Those three peaks are the first, second, and third pull. The first one was your first part of your ministry, small hill; then your first pull, pretty high.” You know, sign in the hand. Then there was a little interval in there, the time that I was taken off from being too tired. Many of you remember it. And then come the discernment, the second pull. Now I’ve had another, about a few years here of just kind of little peaks, see, back like my ministry wasn’t yet, and then come the third one. Three is a number of completion, see, the third one. The next peak was five, number of grace. And the next peak was seven, the number of—of perfection, the end. “Six days shall you labor. The seventh is the Sabbath,” the end of the week, the end of time. See? And I stopped and I showed it to Billy. And I looked at them. He said, “That, let that stand. If there is ever a doubt in your mind, remember this place, come back here.””


63-0623m - “Standing In The Gap”
Brother Branham

Songs:


- Battle Hymn Of The Republic (circuit-rider preacher recording)
- Hebrews 13:8
- Revelation 10:7
- Malachi 4:5-6

Flannel Graph











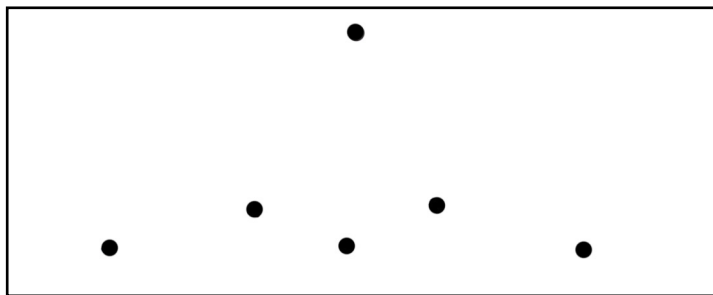
PRINT OFFS

Stencil for 10-15 year old project.
Print pages 10-11 off and cut out and glue the
mountains together to make the full stencil.





4-9 stencil for drilling your holes in the
7th peak



B-R-A-N-H-A-M Peaks

AGES 4-9

MATERIALS NEEDED:

- Transfer tape
- Scissors
- Cup of water
- Drill with drill bit 1/16 "
- Vinyl scraper
- BRANHAM letter
- Paint
- Vinyl stencils (mountains and lettering)
- Wooden plaque that is 19.5" x 5"

If you have a cameo machine, email us at creations@youngfoundations.org for the file to cut your own 4-9 vinyl stencil. If you do not have access to a cameo machine, you can email us and we can mail you the stencils.



STEPS:

1. Take the letters and mountains out of the vinyl.
2. Apply transfer tape to the vinyl and scrape.
3. Center and apply the mountains to the wood. Place the “g” in “sign” close to the bottom edge of the wood. Scrape.
4. Peel off the transfer tape.
5. Paint the mountains and the words. Let dry. For a bolder look, apply a second coat.
6. Peel off vinyl and pick out centers.
7. Apply glue to the BRANHAM letters and put on the top of the board.
8. Using your template, drill holes for six nails and super glue your nails in place.
9. Take your yarn and tie a knot around the top nail. Wrap around each nail alternating between top and bottom nails. To tie off the yarn, make a loop, fold over the nail, and pull to tighten.

1.



2.



3.



4.



5.



6.



7.



8.



9.



10.



B-R-A-N-H-A-M Peaks

AGES 10-28

MATERIALS NEEDED:

- 19.5" x 5" wooden plaque
- Hammer or Drill
- 46 1" stainless steel wire nails
- Mountain stencil (print off)
- "An Everlasting Sign" stencil (vinyl)
- "B-R-A-N-H-A-M" letters
- Pencil
- Acrylic paint, color of choice
- Paint brush
- 7 colors of yarn
- White yarn
- Super-glue
- Elmer's glue stick

If you have a cameo machine, email us at creations@youngfoundations.org for the file to cut your own 10-15 vinyl stencil. If you do not have access to a cameo machine, you can email us and we can mail you the stencils.



STEPS:

1. Put mountain stencil on your wooden plaque, then use a pencil to mark where the nails will go.
2. After marking take the stencil off and start drilling your holes. If you do not have access to a drill, you can hammer the nails in.
3. Super-glue the end of each nail and place them in the holes you made. If you hammered them in use super-glue as needed for loose ones. Let the glue set for at least 30 sec before moving to step 4.
4. With the yarn you have chosen, start on the smallest peak to your left, the first peak consists of four bottom nails. Begin taking the yarn and tying a double knot around the top nail then trim off the excess yarn.
5. Wrap the yarn alternating between the bottom nails. Remember you always end at the top nail. Continue the same method with the five next peaks. Peak two consists of five bottom nails, peak three consists of seven bottom nails, peak four consist of six bottom nails, peak five consists of six bottom nails, peak six consists of seven bottom nails, and peak seven consists of nine bottom nails.
6. Take the white yarn to snow-cap the seventh mountain. Begin by tying a double knot around the top nail and using the five nails that are closest to the base nail. Continue by using the same method that you used for your mountains, but instead of tying it off at the top nail, first weave the yarn through the bottom five nails then tie it off at your top nail. Use as much yarn as needed to give it the snowcapped look.
7. Apply “An Everlasting Sign” stencil to the top left corner. Then you may begin to paint it. After your paint is dry, remove the stencil.
8. Elmer’s glue the B-R-A-N-H-A-M letters between each mountain.
9. You’re Finished!

