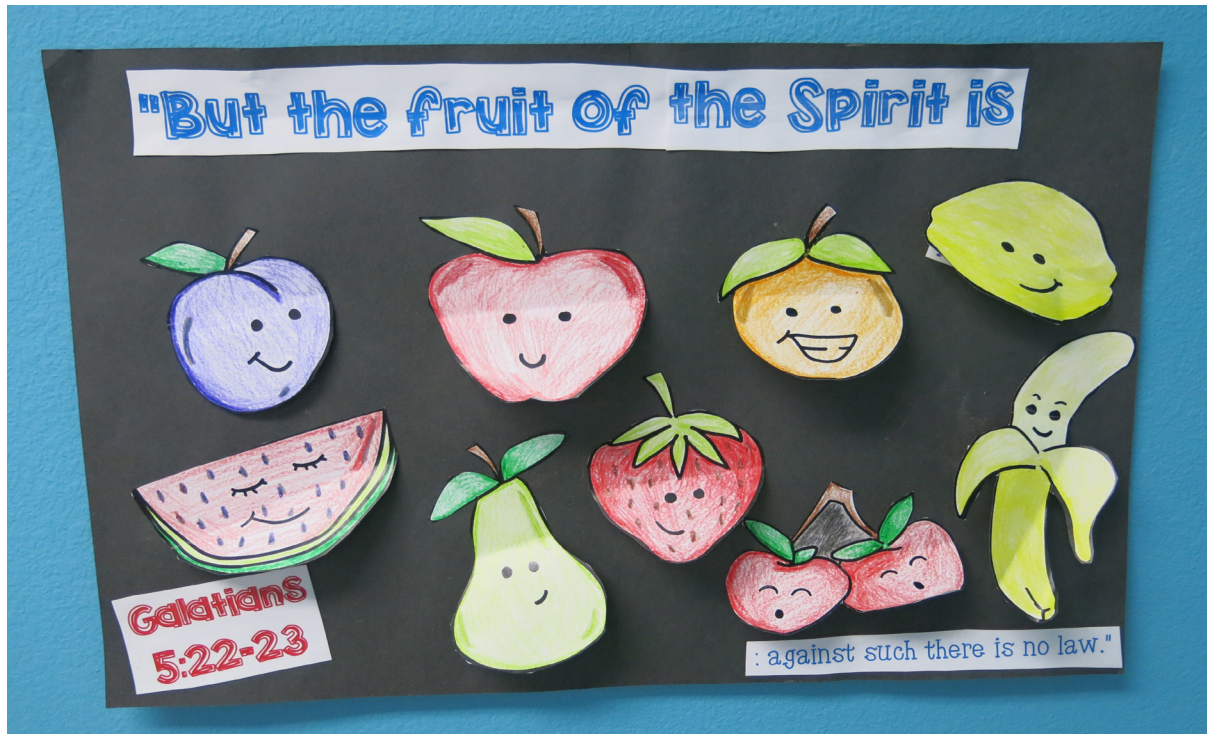


Fruit of the Spirit


Creations Craft Class

WWW.YOUNGFOUNDATIONS.ORG/CREATIONS



What's in your packet?

Lesson Pages for teacher use.....pages 2-5
Project tutorial.....pages 6-12



CLASS NAME: Fruit of the Spirit

Project: fruit of the Spirit poster

1. Start class with a word of prayer.

2. Read the Scripture.

But the fruit of the Spirit is love, joy, peace, longsuffering, gentleness, goodness, faith,
Meekness, temperance: against such there is no law.

Galatians 5:22-23

3. Play the following quotes:

“So Christians are known by the fruit of the Holy Spirit. That’s what dominates a Christian’s life, proves what he is. And the fruit of the Spirit is love, joy, peace, faith, long-suffering, goodness, gentleness...?... patience in the Holy Spirit. Those fruit manifest themselves through Christians.”

Brother Branham 62-0319 The End Time Sign Seed

Minute marker: 4:36-4:56, paragraph 5

“And a man, when he comes to Christ... It isn’t first go get your oranges; you get the tree. And the tree is planted in Christ Jesus, the inexhaustible Fountain of Life. And in everything that a believer has to do after he’s placed in Christ Jesus... Everything he has need of in this earthly journey is given to him when he’s placed in Christ. And all he has to do is drink and drink and push out, and drink till every fruit of the Spirit, every gift of the Spirit, everything that’s in Christ Jesus that He--belongs to you will be in you for the entire journey.

Not supposed go get the tree first, go get the tree, dig it up somewhere. Get the smallest tree, that’s a young babe in Christ, and set it by the fountain of water, the inexhaustible Life of Christ. Then you’re positionally placed in Christ. And when you’re in Christ, by the Holy Spirit, then all these qualities of the Holy Spirit lives in you.”

Brother Branham 55-0227A The Position Of A Believer In Christ

Minute marker: 48:13-49:19, paragraph 41



4. Lesson on previous quotes:

A tree bearing fruit:

- When we see a tree, we can identify it because of the fruit it bears.
- Example: Apple trees bear apples. (Refer to the picture on page 5.)
 - They don't go to school to learn how to bear apples, or have mommies to teach them, or have other trees to teach them.
 - They naturally bear apples because they have the life of an apple tree in them.
- Go over same example with orange tree, cherry tree, or other plants: tomatoes, grapes, pumpkin, etc.
- The only thing the trees have to do is drink water so they can push out their fruit.
 - "And all he has to do is drink and drink and push out, and drink till every fruit of the Spirit, every gift of the Spirit, everything that's in Christ Jesus that He--belongs to you will be in you for the entire journey." WMB 55-0227A

A Christian "bearing" fruit of the Spirit:

- Christians bear this fruit because they have the life of Christ, the Spirit of Christ (Holy Spirit) in them.
 - "But Christians have to drink, drink, drink, drink of the inexhaustible Fountain of Life. Drink from the Word! Christians must drink the Word! And when we do, the fruit of the Spirit just have to come out because they're already inside of us." WMB 55-0227A
- We can identify a Christian by their actions or the fruit they bear.
 - Non-Christians or unbelievers do not have the life of Christ, and they bear different fruit. We can identify them by their actions.

5. Play the following quote.

"Now, no matter how much you preach, you got a real ill-temper, don't do you much good to preach. See? No matter how much you join church and try to impersonate, if you're crabbing and nasty with your neighbor, you'll never win him to Christ then. See? It's the fruit of the Spirit. As my wife used to tell me, "Actions speak louder than words." That's right. Live me a sermon instead of preaching me one; that's a good thing; live me a sermon."

Brother Branham 57-0325 The Lamb And The Dove

Minute marker: 13:22-13:51, paragraph 13

6. Do a skit.

- There are many different scenarios/examples where the fruit of the Spirit can be applied. Come up with a few skits to demonstrate the fruit of the Spirit and let the student identify which fruit you are showing or not showing.
- Examples:
 - o Monkey drops his bag and Cub picks it up for him.
 - What fruit is Cub showing? Love, goodness
 - o Cub and Monkey are both playing with toys. Cub then asks Monkey if he can play with one of Monkey's toys. Monkey didn't really want to share his toys so he said no and Cub doesn't get upset. Later, Monkey asks Cub if he can play with Cub's toys. Cub happily shares.
 - What fruit is Cub showing? Longsuffering, temperance, love, goodness
 - o Monkey wakes up with a headache and feels sick. Cub prays and asks Jesus to heal Monkey and believes that he is healed. Monkey then begins to feel better and his headache goes away.
 - What fruit is Cub showing? Faith


7. Learn a song.

Galatians 5:22-23


(Available on the Fruit of the Spirit project web page.)

Read more about the fruit of the Spirit in Cub Corner issue 15.

Apple Tree



Orange Tree



Lemon Tree



Fruit of the Spirit

Tutorial

Materials Needed:



print-offs

Cut out each box inside the dotted lines.

love

joy

peace

longsuffering

gentleness

Galatians
5:22-23

goodness

faith

meekness

temperance

: against such there is no law."



But the fruit of

fold and
glue here

glue here



the spirit is



Glue these two pieces
together where it says
"glue here." Fold one flap
under before gluing.





Bible Story
Printables.com

Full Copyright





*Bible Story
printables.com*



Full Copyright

1.

Color all the fruit.



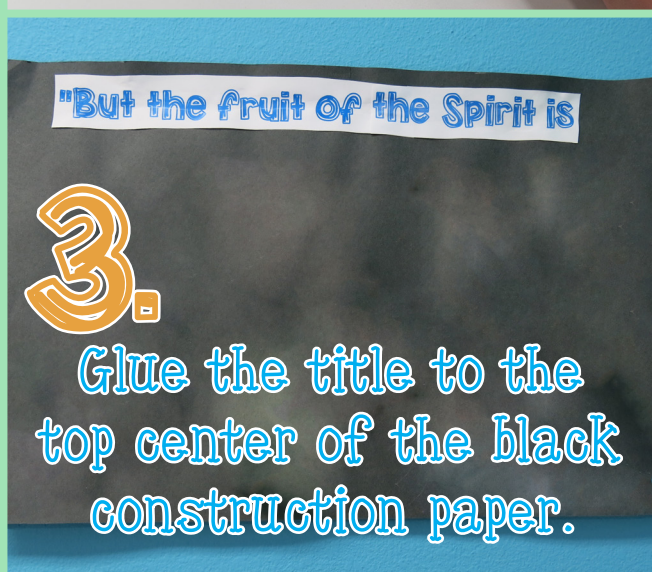
2.

Cut out all the fruit.



3.

Glue the title to the top center of the black construction paper.



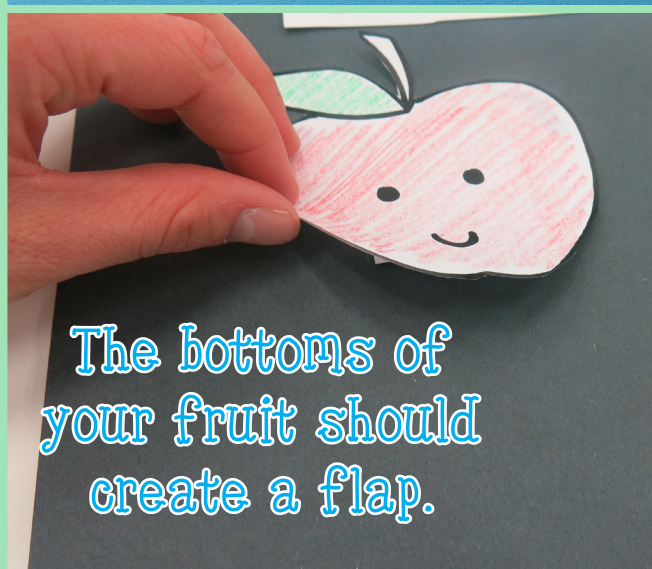
Glue the back top halves of the fruit in the order shown.



5.



The bottoms of your fruit should create a flap.



Glue the fruit of the Spirit underneath the fruit, in the order shown.



You're finished!