


Cross Worksheet

www.youngfoundations.org/creations


 1 hour
Ages 4-12



Scan this code with your phone to play the quote for this tutorial!





You will Need:
Cross Sheet print offs
Crayola Markers
Crayons
Glue Stick
Scissors
Ink Pad




1. Color in the bubble letters in the quotes, (eg, "Cross", "Finger of God", "His Finger") with your crayola markers.



2. Stamp your press play finger on the ink pad and fill in the road with your fingerprints. If you don't have a stamp pad, a crayola marker will work as one.




3. Color the scenery with your crayons.



4. Cut out the three brown crosses included with your print offs and glue them onto your page. You're finished!

"Every sinner is **saved**. From the day that **JESUS DIED**
ON THE CROSS, He forgave
every sin of man."

Brother Branham 64-0401



"Now, Jesus, when
He was casting out devils,
He said He done it with
the **finger of God**.
Now, if a devil is bothering
you, the only thing
it takes,

of God,
he's-he's just-just
so insignificant till
He just takes
His finger
and casts
it away."

Brother Branham
59-0525

CUT AND PASTE 

