

BUNCH OF YUNK

7-28 GIRLS AGE GROUP

Creations Craft Class

WWW.YOUNGFOUNDATIONS.ORG/CREATIONS



What's in your packet?



Lesson pages for teacher use.....	pages 2-3
Shopping list.....	page 4
Bracelet Tutorial.....	pages 5-7
Necklace Tutorial.....	pages 7-9
Keychain Tutorial.....	pages 10-11
Handout for student use.....	last 2 pages



CLASS NAME: BUNCH OF YUNK

Tape Title: 64-0531 The Oddball

Project: Making a toy car and a keychain

Lesson:

- What is a fool for Christ?
- What's an Oddball?
- Illustration of a Nut– Believer (show the students an actual nut)
- Illustration of a Bolt– Jesus Christ (show the students an actual bolt)
- Threaded - The nut and the bolt have to match (or agree) or you won't be able to screw the nut on the bolt.
 - We're all threaded to something
 - We want to be "Threaded with the Word"
- If you're threaded right, you'll be a nut for Christ.
 - "But if I'm not tight with this Word, then I'm "yunk." See? I'll just be a nut for Christ. Yes." -Brother Branham
- There are all kinds of nuts. Satan has his nuts and God has His nuts.
 - Name some nuts for Christ:
 - Brother Branham
 - Noah
 - Moses
 - Elijah
 - Paul
 - John the Baptist
- If we're a nut for Christ, what will we do?
 - Obey the Word of God!
 - Read our Bible every day.
 - Pray and talk to the Lord every day.
 - Listen to the Word.
 - Be sweet!

Scripture:

"I am become a fool in glorying; ye have compelled me: for I ought to have been commended of you: for in nothing am I behind the very chiefest apostles, though I be nothing."

II Corinthians 12:11

Song:

This Is Like
Heaven To Me

Keychain Activity Lesson:

- Have a mix of nuts and bolts and let the kids try to put them together. They can see that the threads have to match even when they "look" like they'll fit.
- Demonstrate that the loose nuts on the key chain or necklace are "yunk" because they're not tight with the Word.
- The tight nuts are threaded right! We want to be "Threaded with the Word" and "Wound with the Word"



Quote:

21 And I thought, while reading this, and thinking of this little place up here, this come on my mind, Paul saying, "I have become a fool." See? Now, that's a very strange thing for an apostle to say. "I have become a fool." Now, a fool is a person that really isn't in their right mind. And how would this apostle say such a thing as this, "I become a fool"?

22 And then thinking of--of this group, no doubt, that, in the eyes of the people on the other side, you've become a fool. You have become what we would call, today: The Oddball. No doubt but what people think that of you. And remember, that, on the other side, they're oddballs, too. See?

23 So--so you have to be somebody's fool, so I'd rather be a fool for Christ. See? I'd be a... God said His people were "a peculiar people, odd; a chosen, elected; a royal priesthood, offering spiritual sacrifices to God, that is, the fruits of our lips, giving praise to His Name."

24 Some time ago... This little sense of humor, I hope it doesn't break the fine spirit that's in here. Just come on my mind. It was a Brother Troy of the Full Gospel Business Men, was telling about this. I was thinking of this, for this young singer here, that's just come to the Lord. When he--he was working in a...

25 He's a meat cutter, and he was working in a butcher shop. And--and this was a German there, and he just kept talking to him about the Lord. And this German couldn't talk English very well. So he--he said, "Well, come on to the meeting." Said, "You need the baptism of the Holy Ghost."

26 So the old Dutchman want him to know that he was a Lutheran, you see, he was--he was all right. He was a...?... "Well, you come on up and visit us once."

27 And so they come across a--a bunch of, perhaps, oddballs, too, as we call it. You see? And that night this German man received the baptism of the Holy Ghost. And the next day he was cutting meat, and speaking in tongues and singing. He was having him a regular jubilee.

28 And so, after while, the boss of the factory come by, and he said, "Henry," said, "what's the matter with you?" He said, "O glory to God." He said, "I--I got saved."

29 And he said, "Why," he said, "where you been?" Said, "You must have been down there with that bunch of nuts," he said.

30 He said, "Yes, glory to God!" He said, "I--I was down there with the bunch of nuts." He said, "You know, if you didn't have the--the--the nuts..." Said, "You take like the automobile, it comes down the road. And you take all the nuts out of it, you, what you got but a bunch of junk!" That's just about right, and you take the--the--the nuts out of anything. Now, it takes that to hold the thing together.

Rev. William Marrion Branham 64-0531 THE ODDBALL

Quote Drill:

Taken from 64-0531: The Oddball tape quiz

Where in the Bible did Brother Branham read?
II Corinthians 12:11

Who said "I have become a fool in glorying..."?
Paul

What was the name of the man who worked at the butcher shop that received the baptism of the Holy Ghost?
Henry

"You take like the automobile, it comes down the road. And you take all the nuts out of it, you, what you got but a bunch of ____!"
Yunk

Finish the statement: "I am a fool for Christ, ____?"
"Now, whose fool are you?"

In the story Brother Branham told about the soldiers pinned down, what type of animal was used to get a message out?
A pigeon

"If there is a nut sent, there has got to be a ____ for it to fit on."
Bolt

How do you know you're threaded right?
Watch the Word



Shopping List

The below lists are a combination of materials needed for 1 bracelet,
1 necklace, and 1 keychain.

Household items

scissors
ruler
tape
paintbrush
cardstock or cardboard
pencil

Local or online craft store

paint
fray check
embroidery floss
2 mm cording
necklace ball chain
(1) key ring
(3) small jump rings

Local or online hardware store

(1) 3/8" hex nut
(7) #6-24 hex nuts
(2) #10-24 acorn nuts
(2) #10-24 hex nuts
(2) #10-24 wing nuts
(2) #10-24 square nuts
(1) 3/16" x 1 1/2" eye bolt
(1) 3/16" x 1 3/4" eye bolt
(1) 8 mm black hex nut
(1) 8 mm black washer

Custom item

(2) "Threaded With The Word"
7/8" plates

Tip:

We purchased 7/8" blank metal discs and sent them to a vendor on Etsy for custom stamping to read "Threaded With The Word." You can do the same or take to a local metal stamper! For more questions or help with larger orders, please email creations@youngfoundations.org.

BRACELET TUTORIAL



$$\frac{\left(\begin{array}{c} \text{WRIST SIZE} \\ \text{(INCHES)} \end{array} \boxed{} - \begin{array}{c} \text{NUT} \\ \text{LENGTH} \end{array} \boxed{1''} \right)}{2} = \boxed{}$$

HOW LONG THE BRAIDING IS ON EITHER SIDE OF THE HEX NUTS



1. measure 48" silky cording and fold in thirds



2. tie a knot in one end, leaving a 3/4" loop



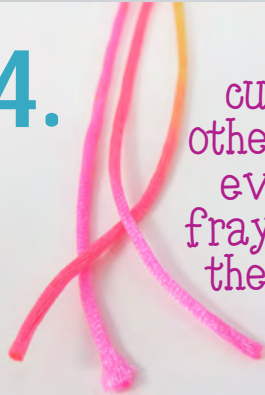
the closure nut should be able to fit through this loop



3. tape the knotted end to the table



4. cut the other ends evenly, fray check the ends



5. thread on 2-3 nuts per strand



tie loose knots on the ends to temporarily secure the nuts



6.

braid the three strands until you get to the figured measurement length

7.



8. thread a nut up the far left strand then push the nut against the base of the braid, cross over the middle, continue with far right



9. continue switching from right to left until you run out of nuts then braid figured measurement again



10. tie a knot to secure the braiding



11.

untie the ends and thread all three strands through the closure nut



12.

thread each strand back through, wrapping around the closure nut

10.

trim your ends to 1/2"-1" The closure nut can also loosen and tighten the bracelet

the bracelet secures by threading the closure nut through the loop

YOU'RE FINISHED!

NECKLACE TUTORIAL



1.

cut a 1 3/4" by 2" piece of cardstock



2.

cut a 16 foot string of embroidery floss and wrap it around the cardstock piece



3.

thread a 6" string of floss through the thickness and double knot to secure



4.

slide the bunch off the cardstock and straighten out



5.

cut an 8" string of floss. bunch together the top of the tassel and a created loop made with one end of the 8" string



6.

While holding the loop, wrap the remaining string around the top of the tassel



6.

thread the end of the string through the loop



7.

pull until the knot disappears then trim the excess



8.

trim the excess from the double knotted string



9.

cut the loops on the end of the tassel



10.

trim to desired length



11.

thread a jump ring in the same spot of the double knotted string



12.



fray check your ends
and you have a tassel

13.



paint the
top of the
"Threaded
with the
Word"
plate

14.



wipe off the
excess paint

15.

paint some of
the nuts

16.

thread the
nuts on to the
eye bolt

tip: glue the
acorn nut to
the eye bolt
for security!

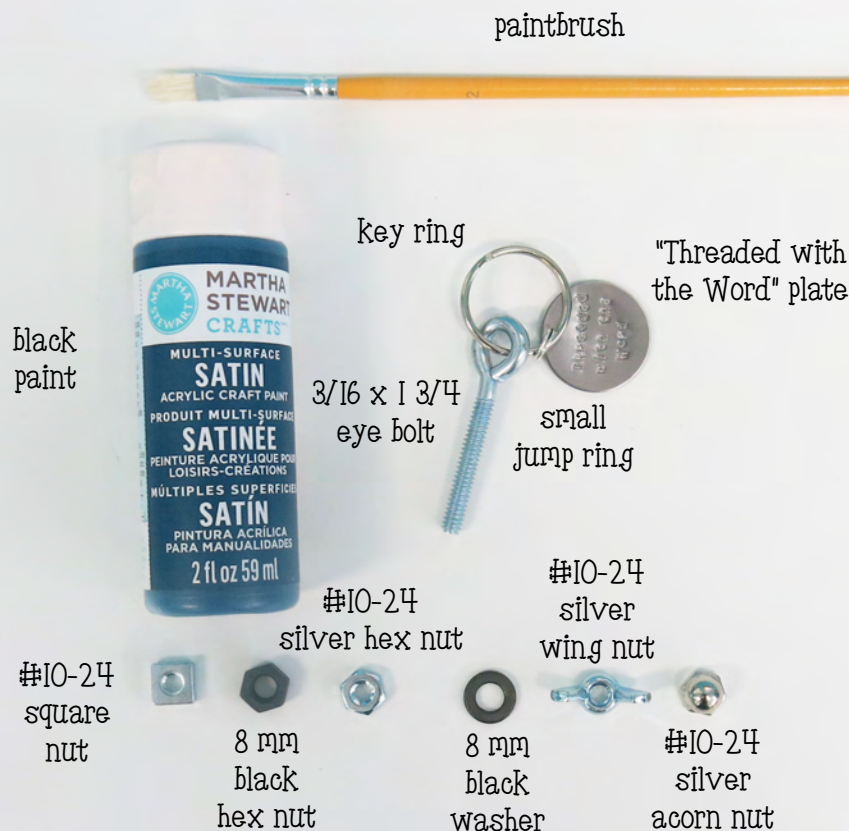
17.

thread the eye
bolt, tassel,
and the
"Threaded
with the Word"
plate on to the
chain

YOU'RE FINISHED!


KEYCHAIN TUTORIAL

MATERIALS NEEDED



***Please contact creations@youngfoundations.org to inquire about the "Threaded with the Word" plate used in this project.





threaded:
to match

"There's got to be a bolt, and
that bolt's got to be threaded,

to fit the nut.

I'm so glad to be **threaded**
with the word. I'm so
glad that there's a bolt that's
threaded the same way. And
what's it to do? It's to draw out
the Bride from the world, set it
aside for something different."

Threaded
with the
word


Bunch of Yunk!

WMB 64-053 | The Oddball

I am become a fool in glorying; ye have
compelled me: for I ought to have been
commended of you: for in nothing am I behind
the very chiefest apostles, though I be nothing.

2 Corinthians 12:11

**Color the
Automobile!**



What was Brother
Branham's first car?

fill in the blank
with the correct word

"Now, you have to be somebody's _____ for the world, or a
You can either be a _____ for Christ."

dad

nut

race car driver

bolt

What are things you can do to help out your dad?

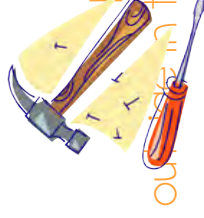
the number of Grace, the word “believe,”
and a car ready for a race




a smashed bottle cap, a blue bolt too,
a clasp for a necklace, and 2 wing nuts out of the blue!

circle the answer

pick up sticks before
he mows the lawn



Brother Branham's dad could
single-handedly load a 950 pound
log? That's about the weight of 4
male black bears!



The Oddball

Cut and unscramble the tiles to reveal the message.

FO GLO COM AVE BE I N
NG OL I HE E A RY I

The Oddball

Cut and unscramble the tiles to reveal the message.

Y I O L N G O M I E V E O R A B
I N E C G L F O H A