

The Infidel & the Apple Tree


Creations Craft Class

WWW.YOUNGFOUNDATIONS.ORG/CREATIONS



What's in your packet?

At Creations Class.....	page 2
Lesson pages for teacher use.....	pages 3-6
Felt Tree Tutorial.....	pages 7-11
Handout for student use.....	last 2 pages



At Creations Class

The students walked in and quickly fell right back into the routine after their summer break. We played the quote where Brother Branham tells the story about the infidel. The children seemed to really grasp the story and the concept with the visual demonstration of the leaves and apples falling.

We were even able to have pictures of the actual tree in front of the infidel's house, his wife, and the house itself.

Not only did this tree remind them of the infidel story, but they were all very familiar with Quiet Time! "Every day is Quiet Time!" was often heard coming from each classroom. It was sweet to see each of them come up to the big tree painted on the wall and demonstrate what they do during their Quiet Time.

As a treat, sisters came in to demonstrate how to make apple butter, and served it for a snack with fresh biscuits. They then went on a nature walk outside and pointed out where we could see God!

CLASS NAME: The *Infidel* & the *Apple Tree*

Project: felt apple tree

Scripture:

For he shall be as a tree planted by the waters, and that spreadeth out her roots by the river, and shall not see when heat cometh, but her leaf shall be green; and shall not be careful in the year of drought, neither shall cease from yielding fruit.

Jeremiah 17:8

Questions About Infidel Quote:

1. Brother Branham had squirrel _____ all over him, and dirty _____ about that long.
A. blood, whiskers B. whiskers, blood
C. hair, arms D. hair, nails
2. What intelligence speaks to the tree and makes that sap go down into the roots for the winter?
A. the apples on the tree B. God in His universe
C. the squirrels that live in the tree D. an ant
3. Where do you look to find God?
A. nature B. worldly music

Answers: 1. A 2. B 3. A

The Infidel Quote:

"He said, "Well, here's what I want to know. If I ever see that preacher, I'm going to ask him, what was it told him about that woman, and whether she'd be healed."

"Oh," I said, "yes, sir." Squirrel blood all over me, and dirty whiskers about that long, you know. And I said, "Don't look very much like a preacher now."

He said, "Well, looks more human."

And I said, "Yes, sir." So I said, "Can I have one of those apples?" Little yellow jackets was all over them.

And he said, "Yes." I picked up one, and I bit it. And he said, "Help yourself. The yellow jackets are eating them up."

And I said, "Thank you." I took a bite of it. I said, "That's a fine apple."

He said, "Yep." He said, "That old tree's produced a lot of them for me."

And I said, "Yes, sir." I said, "How old is the tree?"

He said, "About forty years old." Said, "I planted it there, just a switch."

And I said, "Uh-huh." I said, "I notice all the apples are dropping off of it, and the leaves are leaving."

He said, "Yep. That's the way she does."

And I said, "I want to ask you a question."

He said, "Yes, sir. Go ahead and ask." He said.

I said, "What causes... Now, we haven't had no frost," I said. "It's only the middle of August. We won't have no frost till about October or November." I said, "But here in the middle of August them leaves are falling off the tree." I said, "What's making them leaves fall?"

"Why," he said, "the sap's leaving it."

I said, "What if the sap doesn't leave it?"

He said, "Why, it would--the tree would get killed in the wintertime. The germ of life's in the sap." Said, "If it would... It would it would kill the tree. It would die."

I said, "Yes, sir." I said, "Therefore, the sap goes back down into the roots where it's warm, stays there through the winter, then comes back in the summer, bringing more leaves and more apples."

Said, "That's it."

I said, "I want to ask you something." I said, "What intelligence... Now, the tree has none. What intelligence says to that tree, 'It's coming wintertime. Get down into the root and stay there until spring of the year.'?" I said, "Put water in a bucket, and set it on a post, and see if it'll go down when fall of the year comes. It won't do it." I said, "You have to admit there's some kind of an Intelligence that makes that sap leave the tree and go down into the roots. If it doesn't, it dies. It hides it away to protect its life. Now, the tree has no intelligence. There's a law of God that does that."

And he said, "Well, I never thought of it just like that."

I said, "Mister, the same Intelligence that tells that tree up there--the sap in that tree to go to the roots, that same Intelligence is what told me who that woman was, and tell her what was going to happen."

He said, "You're not that preacher?"

I said, "Yes, sir." And there he was led to Christ, and died a Christian a year later about eighty-five years old.

See, God's all around us. God's everywhere. And if we'll look at nature, we will find Him there."

Rev. William Marrion Branham 62-0319 The End Time Sign Seed

Infidel Quote Minute Marker: 39:11 - 42:09, paragraph 40 - 43

Quiet Time Quote:

"Now, there's a code of ethics to it. God has a new birth for you.

But listen to His still, small Voice. Every one of you people who profess to be Christians, get yourself quiet before Him. Don't let the washing hinder. Don't let the work hinder. Don't let nothing hinder. Don't let nobody know what you're doing. Just go before Him. Get up in the woods, somewhere. Get out on the side of the road. Go into the secret closet and close the door, when the kids gets at school. There, get down on your knees. You've heard all kinds of voices, everywhere. But just get down and stay there until those voices are silenced, and you begin to lift up. It'll change you. It'll make you different, like it did this little Samuel. It'll do something to you, if you'll just do it. Now, it'll make you what you should be. It'll make you the kind of Christian that you ought to be."

Rev. William Marrion Branham 58-1005M Hear His Voice

Quiet Time Quote Minute Marker: 47:52 - 49:07 paragraph 79 - 80

Questions About Quiet Time Quote:

1. What days should you do your Quiet Time?

A. Monday	B. Wednesday
C. Sunday	D. Every day

2. What do you do at Quiet Time?

A. think about Jesus	B. fall asleep
C. chew bubble gum	D. pray
E. read Cub Corner	F. throw rocks
G. bother your brother or sister	H. read your Bible

Answers: 1. D 2. A, D, E, H

Show the student the picture of the actual tree on page 9.

The actual apple tree in the story.



Felt Tree Tutorial

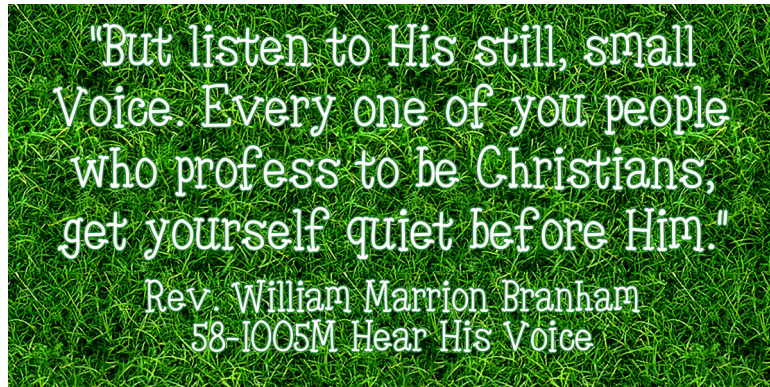


Print-offs

tree top template
CUT 2 TREE TOPS OUT OF DARK GREEN FELT



step # 19
PRINT AND CUT OUT



leaf template


CUT 10 LEAVES OUT OF LIGHT GREEN FELT

CUT 10 LEAVES OUT OF ORANGE FELT



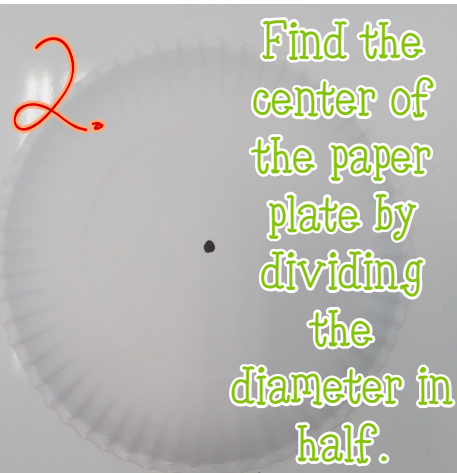
apple template

CUT 10 APPLES OUT OF RED FELT

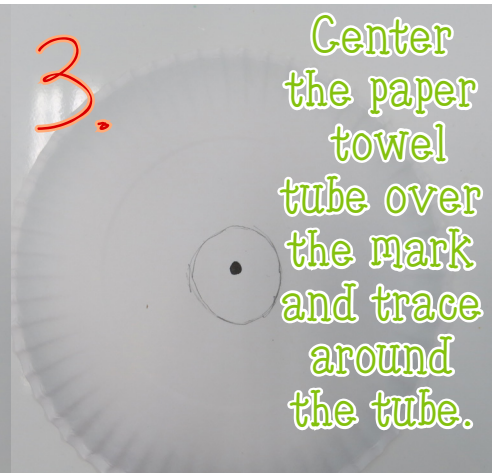




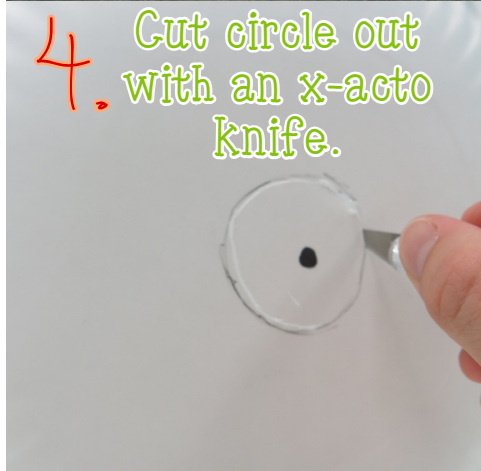
1. Cut paper towel roll to 6".



2. Find the center of the paper plate by dividing the diameter in half.



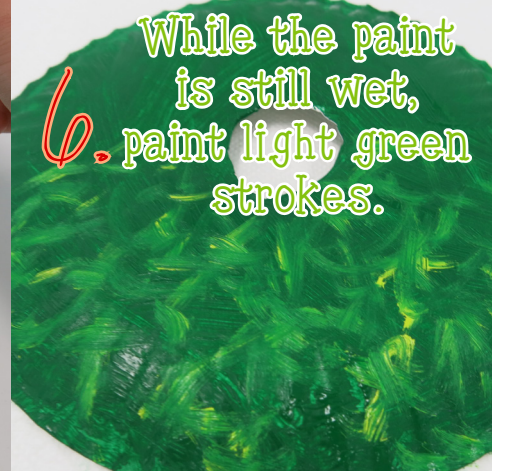
3. Center the paper towel tube over the mark and trace around the tube.



4. Cut circle out with an x-acto knife.



5. Paint the plate dark green.



6. While the paint is still wet, paint light green strokes.



7. Draw black lines on your brown felt to resemble bark.



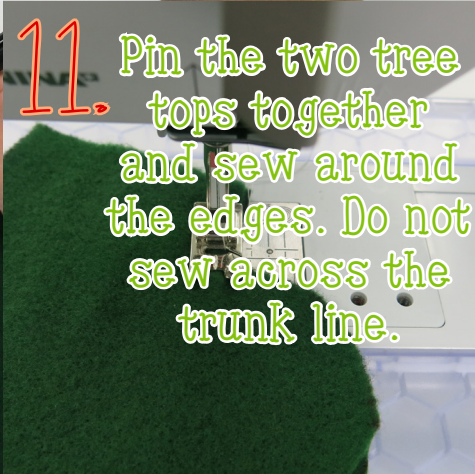
8. Hot glue the styrofoam ball to the end of the roll.



9. Glue the brown felt around the roll.



10. Cut and trace the tree top template onto two dark green felt pieces.



11. Pin the two tree tops together and sew around the edges. Do not sew across the trunk line.



12. Turn the tree top inside out.



13. Stuff the tree top about halfway.



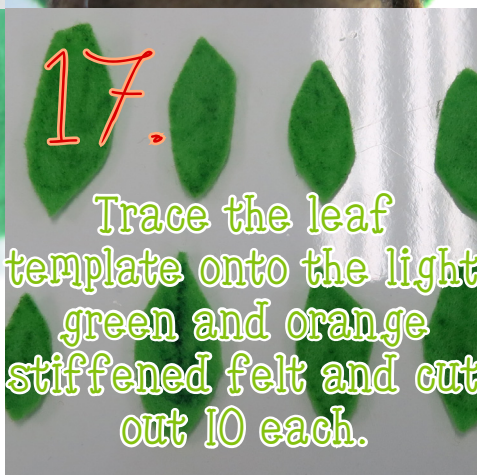
Fit the tree top over the styrofoam ball. Tuck the edges under, overlapping the trunk.



15. Hot glue the turned under edge to the trunk.



16. Even out the stuffing to make the tree top more full.



17. Trace the leaf template onto the light green and orange stiffened felt and cut out 10 each.



Trace the apple template onto the red stiffened felt and cut out 10.



19. Cut out the quote and glue to the tree base.



Put the leaves and apples on your tree.

You're finished!



The Infidel & the Apple Tree

For he shall be as a tree planted by the waters, and that spreadeth out her roots by the river, and shall not see when heat cometh, but her leaf shall be green; and shall not be careful in the year of drought, neither shall cease from yielding fruit.

Jeremiah 17:8

"I said, 'How old is that apple tree?'"

"Oh," he said, "I set it out there about forty years ago."

I said, "It's only early September; we've had no cold weather nor nothing. Tell me, sir, what is it that speaks, what Intelligence speaks to that tree and makes that sap go down into the roots and hide itself for the winter? Pour water on a stump and see if it'll do it, or set a pan full on it, and see if it'll go down and hide itself in the ground, dodging the cold weather. If it didn't do that, the cold weather would kill the tree immediately. But some Intelligence runs the sap down into the ground, out of that tree, and keeps it warm: from the leaves, that's fell on the ground, from the tree. And next spring, before even the weather begins to moderate, here comes the sap back up, bringing with it new life. Explain that to me. Tell me what does it."

He said, "I never thought of it before."

I said, "It's God in His universe. God times everything just right."

59-1129 Let Us See God

Rev. William Marrion Branham

What intelligence speaks to the tree and makes the sap go down into the roots for the winter?

Circle the correct answer

an ant

God in His universe

the squirrels that live in the tree

apples on the tree

Canning Apple Butter

Prep Time: 30 minutes

Cook Time: 11 hours

Ingredients

5 1/2 lbs apples- peeled, cored, and finely chopped
4 cups white sugar
2 tsp. ground cinnamon
1/4 tsp. ground cloves
1/4 tsp. salt

Directions

1. Place the apples in a slow cooker. In a medium bowl, mix the sugar, cinnamon, cloves, and salt. Pour the mixture over the apples in the slow cooker and mix well.
2. Cover and cook on high for 1 hour.
3. Reduce heat to low and cook 9 to 11 hours, stirring occasionally, until the mixture is thickened and dark brown.
4. Uncover and continue cooking on low for 1 hour. Stir with a whisk, if desired, to increase smoothness.
5. Spoon the mixture into sterile containers, cover and refrigerate or freeze.




"Now, there's a code of ethics to it. God has a new birth for you. But

listen to His still, small Voice.

Every one of you people who profess to be Christians, get yourself quiet before Him."

Rev. William Marrion Branham 58-1005M Hear His Voice

Draw a picture of where you like to do your
Quiet Time with the Lord.



What days should you do your **Quiet Time**?

Circle all the correct answers

Sunday

Tuesday

Thursday

Saturday

Monday

Wednesday

Friday

Next time you're having **Quiet Time**, write down
what God's **still, small Voice** tells you!

