



Line up “KENTUCKY” along the bottom of the state. Use the glue stick to attach the letters.



On the right side of the state, add the apple tree, squirrels, number “4”, and the press play pieces. Place the “Sportsman’s Hollow”, “gray squirrels”, Kentucky words, small star sticker and “April 6, 1909 - Burkesville” stickers.



On the left side of the state, place the press plays, beans and cornbread, Brother Branham, and the first vision pieces and stickers.



In the space that is open, attach your log cabin and the Pillar of Fire.

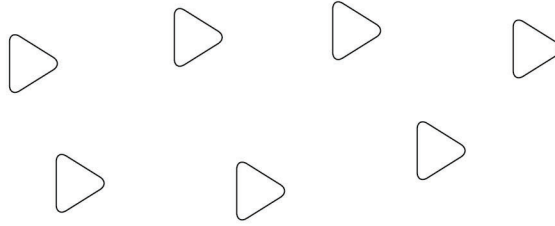
“And I—I’m a Kentuckian, a southerner, and my—and my grammar is very poor. I use a lot of ‘hit’ and ‘hain’t’ and ‘tote’ and ‘fetch’ and ‘carry’ and all those words there. But if you can make it out what it is, God bless you.”

Brother Branham



You're finished!


April 6, 1909
BURKESVILLE



First vision




Sportsman's
Hollow



The infidel and

**HAIN TOTE
FETCH CARRY**



4

the apple tree



**GRAY
SQUIRRELS**



K E N T U C K Y

