

# LET YOUR LIGHT SHINE!

Creations

Craft Class



[WWW.YOUNGFOUNDATIONS.ORG/CREATIONS](http://WWW.YOUNGFOUNDATIONS.ORG/CREATIONS)



## What's in your packet?

At Creations Class.....	page 2
Lesson Page for teacher use.....	page 3
Lighthouse Tutorial.....	pages 4-8
Student Handout.....	last 2 pages



# At Creations Class

In this class, the students had a new activity: the Jubilee Map. This included documented pins of all the sermons that Brother Branham preached between each Creations class. The students put the pins into the map on the cities where those sermons were preached. It also included a fun game to go with it. Small bouncy balls, replicating the world, were passed around the table to each child as they sang "This is the Year of Jubilee." And when the song stopped playing, the child at the table with the ball got to put a pin into the map.

This put a visual aspect on the Jubilee tapes for the children. Now they could relate and understand the Jubilee tapes more and more!

Playful laughs were heard throughout the halls and down the stairs. The little students had a wonderful time learning about God's Word.

To further tie in the tape chosen for the class, the students listened to portions of it and answered some of the quiz questions. We strongly encouraged all the students to take their tape quizzes and get their names on the results list as an extra "BOO" to the devil!

# CLASS NAME: LET YOUR LIGHT SHINE

Tape Title: 64-0205 God Is His Own Interpreter  
Project: lighthouse

## Scripture:

Let this mind be in you, which was also in Christ  
Jesus:  
**Philippians 2:5**

## QUOTE:

"OUR CHARACTER MOLDS US TO THE IMAGE OF WHAT WE ARE, OUR  
CHARACTER OF LIFE THAT'S IN US.  
NOW YOU TAKE A LITTLE GERM OF LIFE, AND WHEN IF IT'S A—IF IT'S  
A GERM OF A—OF A BIRD, IT'LL PRODUCE A BIRD. AND IF A GERM OF  
A—OF A WHEAT, IT'LL PRODUCE WHEAT. A GERM OF CORN, IT'LL PRODUCE  
CORN. SEE, THE LIFE THAT'S IN IT MOLDS THE CHARACTER OF IT.  
THEN WE FIND THE SAME THING, LIKE A LIFE OF A CANCER. SEE, A  
GERM, CANCER GERM, IT MOLDS A CANCER. IT'S AN EVIL LIFE. A LIFE OF  
A TUMOR WOULD MOLD A TUMOR, SO FORTH.  
YOU SEE, WE, OUR CHARACTERS IS MOLDED BY WHAT'S ON THE INSIDE OF  
US, AND OUR OUTSIDE ONLY EXPRESSES WHAT'S ON THE INSIDE. WHAT WE  
ARE, HOW WE WALK, NO MATTER WHAT WE SAY, OUR LIFE SPEAKS LOUDER  
THAN OUR WORDS DOES.  
IF WE MIGHT SAY, "I AM A BELIEVER IN GOD."  
AND I WOULD SAY, "WELL, DO YOU BELIEVE ALL THE BIBLE?"  
"WELL, I DON'T KNOW." THEN, YOU SEE, YOUR—YOUR—YOUR LIPS, YOUR  
VERY... YOUR LIFE IS SPEAKING LOUDER THEN THAN WHAT YOUR WORDS  
WOULD BE.  
IF YOU SAY, "I AM A CHRISTIAN. I DO NOT BELIEVE IN DOING... AND I  
BELIEVE ALL THAT GOD SAID IS TRUTH." THEN LIVE ANY KIND OF A  
LIFE AFTER THAT? SEE, YOUR—YOUR LIFE SPEAKS LOUDER THAN WHAT  
YOUR TESTIMONY DOES"

**Rev. William Marrion Branham 64-0216 Identification**

## Lesson: To be identified with Christ

- Be a Christian
- To be like Christ
- Identified by character
- Have characteristics of Christ
  - Love
  - Joy
  - Peace
  - Longsuffering
  - Gentleness
  - Goodness
  - Faith
  - Meekness
  - Temperance
  - Being about the Father's business

## NOTES:

### WHAT IDENTIFIES US WITH CHRIST?

- MUSIC WE LISTEN TO
- WHAT WE READ
- GAMES WE PLAY – (EXAMPLE: BOARD GAMES, ELECTRONIC GAMES)
- CLOTHES WE WEAR
- CHOICE OF WORDS WE USE
- OUR ACTIONS

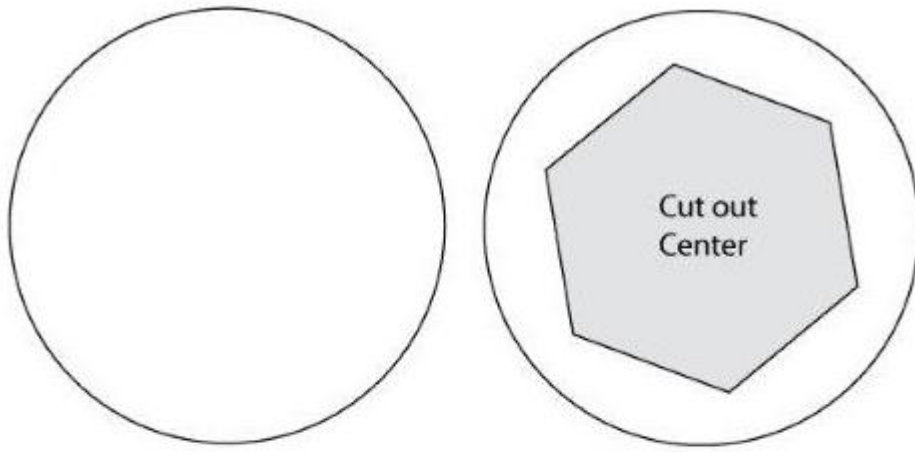
## SUMMARY:

### WHAT CAN WE DO DAILY TO MAKE US BETTER CHRISTIANS?

- STAY IN THE WORD
  - PRAY
  - READ OUR BIBLE
  - LISTEN TO TAPES
  - SING UNTO THE LORD
  - HAVE QUIET TIME
  - THINK ABOUT JESUS

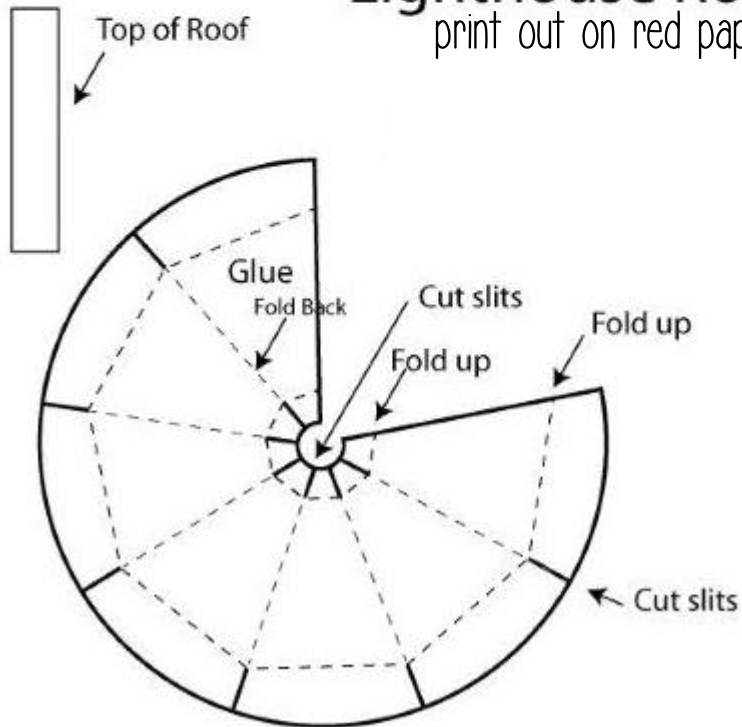
# LIGHTHOUSE TUTORIAL





## Lighthouse Roof

print out on red paper



# QUOTE ON LIGHTHOUSE

## CUT ON DOTTED LINE

"Our Heavenly Father, we give it to You Thy promise tonight that You said these things. You promised them. There's no one can make Your Word live but You. You said "Let there be light," and there was light. No one has to interpret that, it was manifested." 64-0205 - "God is His Own Interpreter" Rev. William Marrion Branham

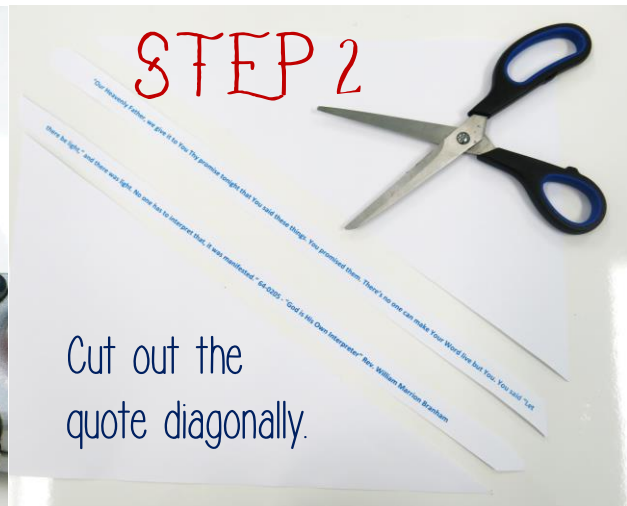
## STEP 1

Cut a small rectangle into the bottom of your red cup.




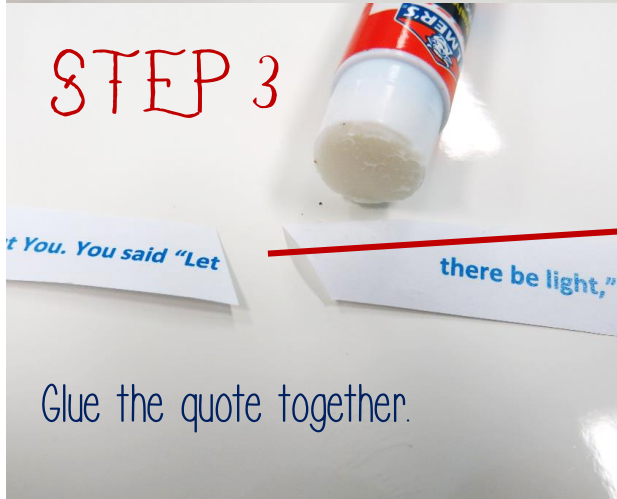
## STEP 2

Cut out the  
quote diagonally.



## STEP 3

Glue the quote together.



## STEP 4

Glue the quote  
to the top of  
the cup.



Hot glue the tea light to the top of the cup with the switch coming out of the hole.

## STEP 6



# STEP

## 5

Wrap the quote around the cup and glue the excess underneath.



Your lighthouse should look like this!



## STEP 7



Mark an inch up the clear cup and cut around the edge at that mark.

## STEP 8

Hot glue the cut edge of the clear cup to the top of the red cup, over the tea light.

Cut a  $1\frac{1}{2}$ " by 2" piece of black construction paper.



## STEP 10

Fold black piece in half over the width and glue as the door to your lighthouse.



## STEP 11

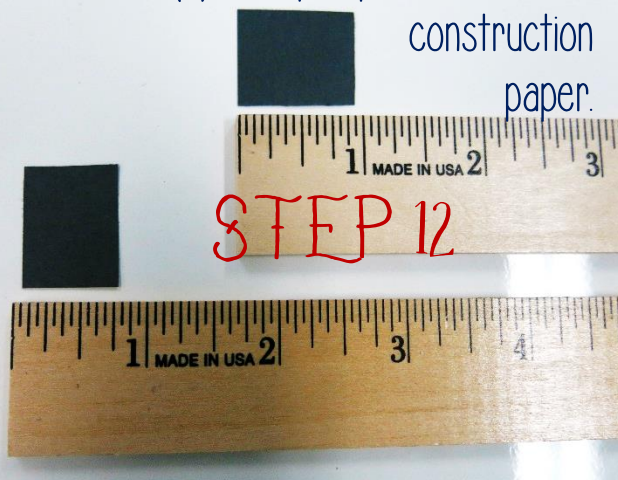
## STEP 9

Glue and wrap the yarn around where the two cups meet.



Cut (2)  $\frac{3}{4}$ " by 1" pieces of black construction paper.

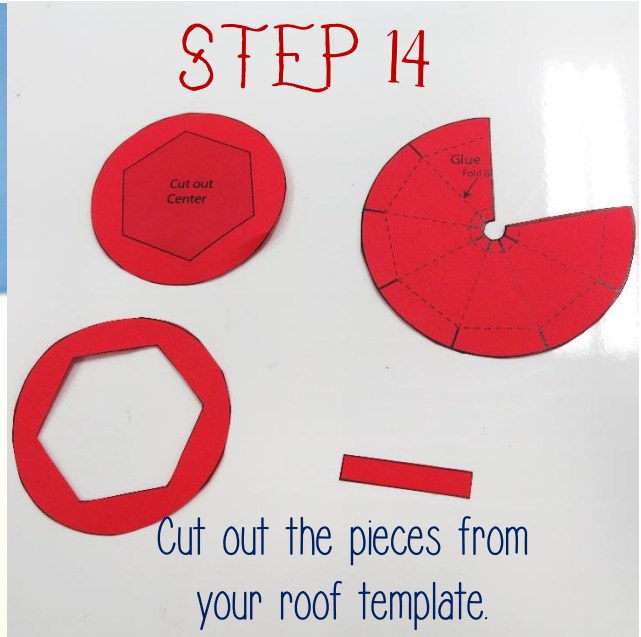
## STEP 12



## STEP 13



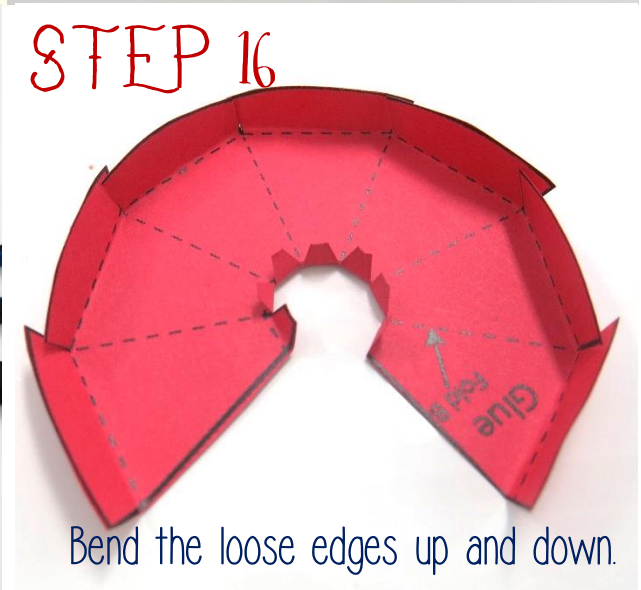
## STEP 14



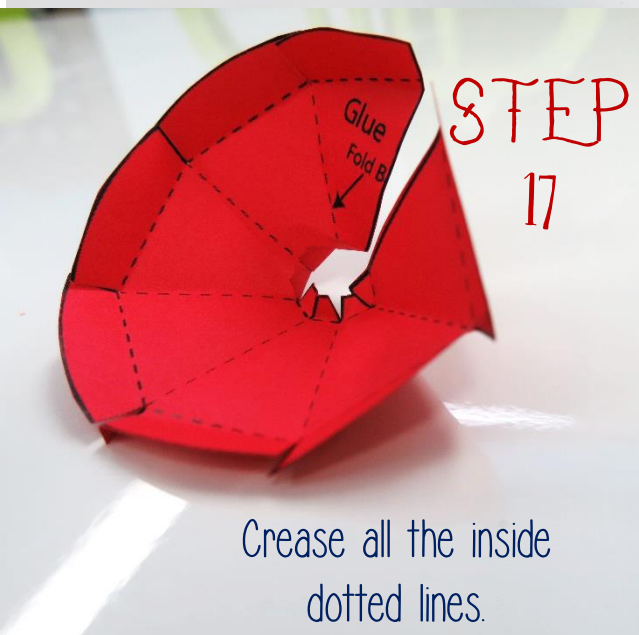
## STEP 15



## STEP 16



## STEP 17



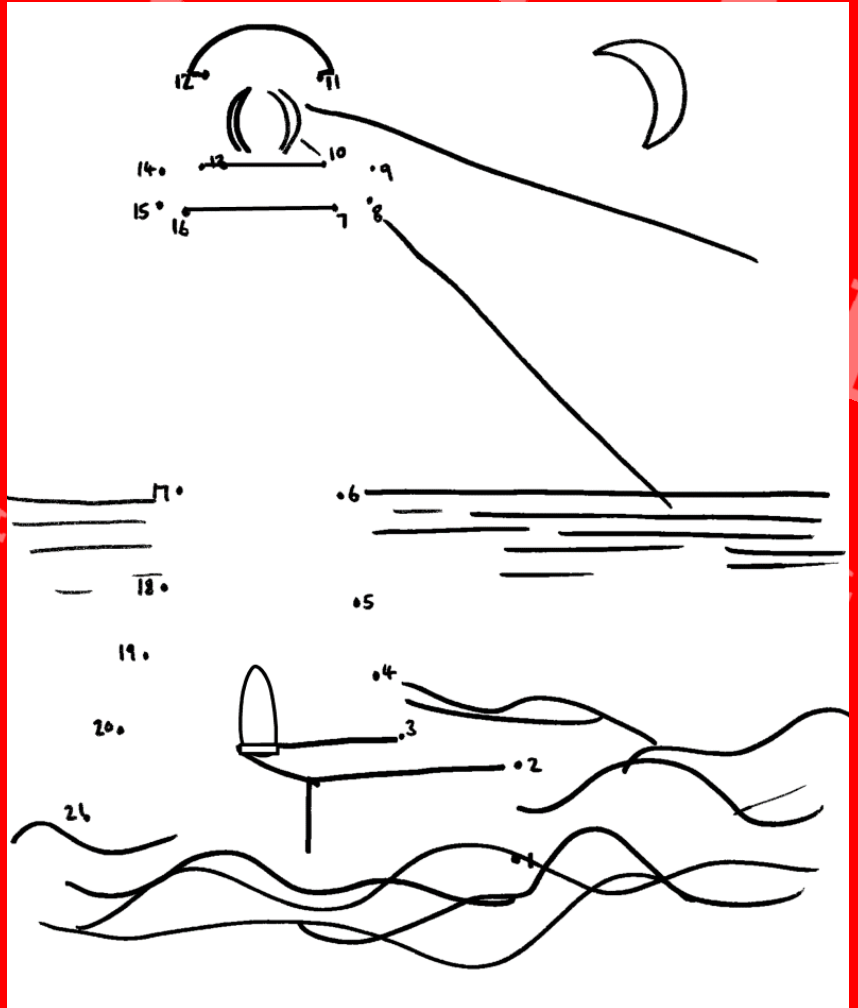
## STEP 18





# God IS His Own Interpreter

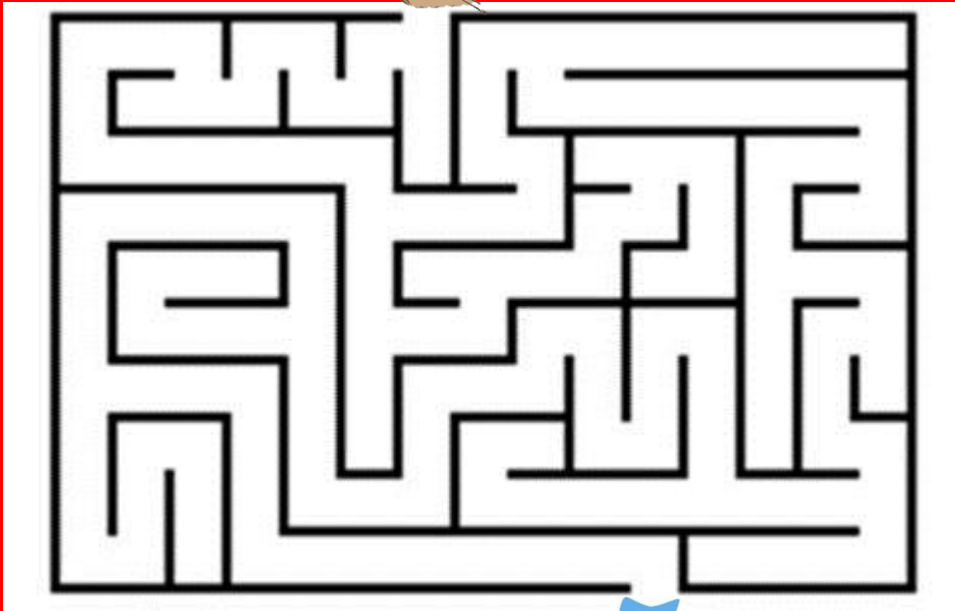
And God saw the  
light, that it was  
good: and God  
divided the light  
from the darkness.  
Genesis 1:4



"There's no one can make YOUR Word  
live but You. You said, "Let there be  
light;" and there was light. No one has  
to interpret that, it was manifested."

Brother Branham's Prayer  
God IS His Own Interpreter 64-0205

TAKE THE BOAT TO  
THE LIGHTHOUSE



WHAT ARE THINGS WE  
COULD DO THAT WOULD  
MAKE OUR  NOT  
SHINE?

1. \_\_\_\_\_
2. \_\_\_\_\_
3. \_\_\_\_\_

HOW CAN YOU *shine* YOUR  ?

1. \_\_\_\_\_
2. \_\_\_\_\_
3. \_\_\_\_\_

*Send the Light, the blessed  
Gospel Light. Let it  
shine from shore to shore! Send the Light, the blessed  
Gospel Light. Let it  
shine from shore to shore! Send the Light, the blessed  
Gospel Light. Let it  
shine from shore to shore!*