

identification plaque

Boys 7-9

Creations

Craft Class

WWW.YOUNGFOUNDATIONS.ORG



3 HRS



What's in your packet?

At Creations Class.....	page 2
Lesson Page for teacher use.....	page 3
Plaque Tutorial.....	pages 4-10
Student Handout.....	last 2 pages

At Creations Class

After inviting the Holy Spirit into the room, the students pulled out our Jubilee United States maps. It was time for their Jubilee game! First, they reviewed cities and traced states where Brother Branham had been recently preaching in the Jubilee tapes. Then the students "drove their marker" from Tulare, California, an hour (with today's speed limits), to Bakersfield, California to put a visual on the recent places Brother Branham preached. Then the recent tape quizzes were passed to the students. The first question that they were listening for; "Where does Brother Branham read in the Bible at the beginning of the message?" After pausing the tape, excited hands were raised; the children heard Brother Branham give the answer they were listening for! The excitement continued as we listened for question two. They all heard it and eagerly responded, "God" was the answer.

After Brother Branham's prayer, we were seated and then transitioned into the lesson. After a brief review from last class's lesson, we began with a scenario of needing a form of identification, such as a driver's license or the name tags we wear in class. This opened up the discussion for "how do we show that we are Christians without wearing a tag that says, 'Christian?'. We talked about the physical things we see in brothers and sisters that are dressed like a Christian and how we, as Christians, behave and speak as our Example, the Lord Jesus Christ, did.

After creating their own identification plaque, the children got to stretch and exercise by playing kick ball and an obstacle course. Back in the classrooms, we had a snack to refuel and played a Bible character matching game. The whole class was so excited to know the answers! Their smiles were from ear to ear.

After lifting up our voices to the Lord in music class, it was time for home. We finished out the morning with handing out the children's prizes for listening and taking the quiz to the Jubilee tape 64-0205 God is His Own Interpreter and their activity worksheet to review the day's lesson with their family!



CLASS NAME: *identification*

Tape Title: 64-0216 Identification

Project: Name Plaque

Scripture:

5 Let this mind be in you, which was also in Christ Jesus:

Quote:

82 And His character was, that, He did everything that pleased God, and He stayed with the Word. That's what He wanted us for, we'd stay with God's Word, find our place, and then know where we were at. Stay with His Word! And, think of it, we are invited to shape our own character to His. Now we're going to find out what we've done. Shape our character to His Own, by His Own Spirit. Then we, by Him, are sons of God, just what I've expressed, by having His mind in us, to shape our character to His, His mind. "Let the mind that was in Christ be in you" If that mind is in you, then, you see...

83 He only did that which pleased God.
Rev. William Marrion Branham Identification 64-0216

Songs

- I Am A C-H-R-I-S-T-I-A-N
- Joy Unspeakable
- Lord I Want To Be Like Jesus
In My Heart
- Love of Jesus Down In My
Heart
- Old Time Religion (It was
good for Paul and Silas...)

To be identified with Christ

- Be a Christian
- To be like Christ
- Identified by character
- Have characteristics of Christ
 - Love
 - Joy
 - Peace
 - Longsuffering
 - Gentleness
 - Goodness
 - Faith
 - Meekness
 - Temperance
 - Being about the Father's business

WHAT IDENTIFIES US WITH CHRIST?

- MUSIC WE LISTEN TO
- WHAT WE READ
- GAMES WE PLAY –
(EXAMPLE: BOARD GAMES, ELECTRONIC GAMES)
- CLOTHES WE WEAR
- CHOICE OF WORDS WE USE

WHAT CAN WE DO DAILY TO MAKE US BETTER CHRISTIANS?

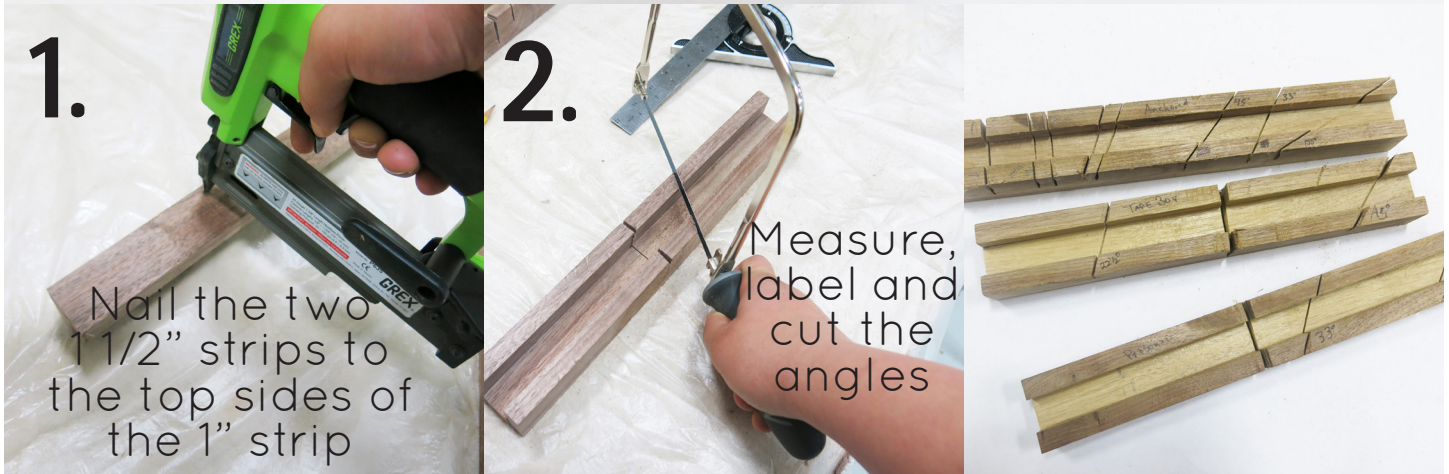
- STAY IN THE WORD
- PRAY
- READ OUR BIBLE
- LISTEN TO TAPES
- SING UNTO THE LORD
- HAVE QUIET TIME

Plaque Tutorial



making the miter box

***parent pre-work: made for easier cutting for students



For Anchored in Christ plaque:
angles 0, 45, 33, 155

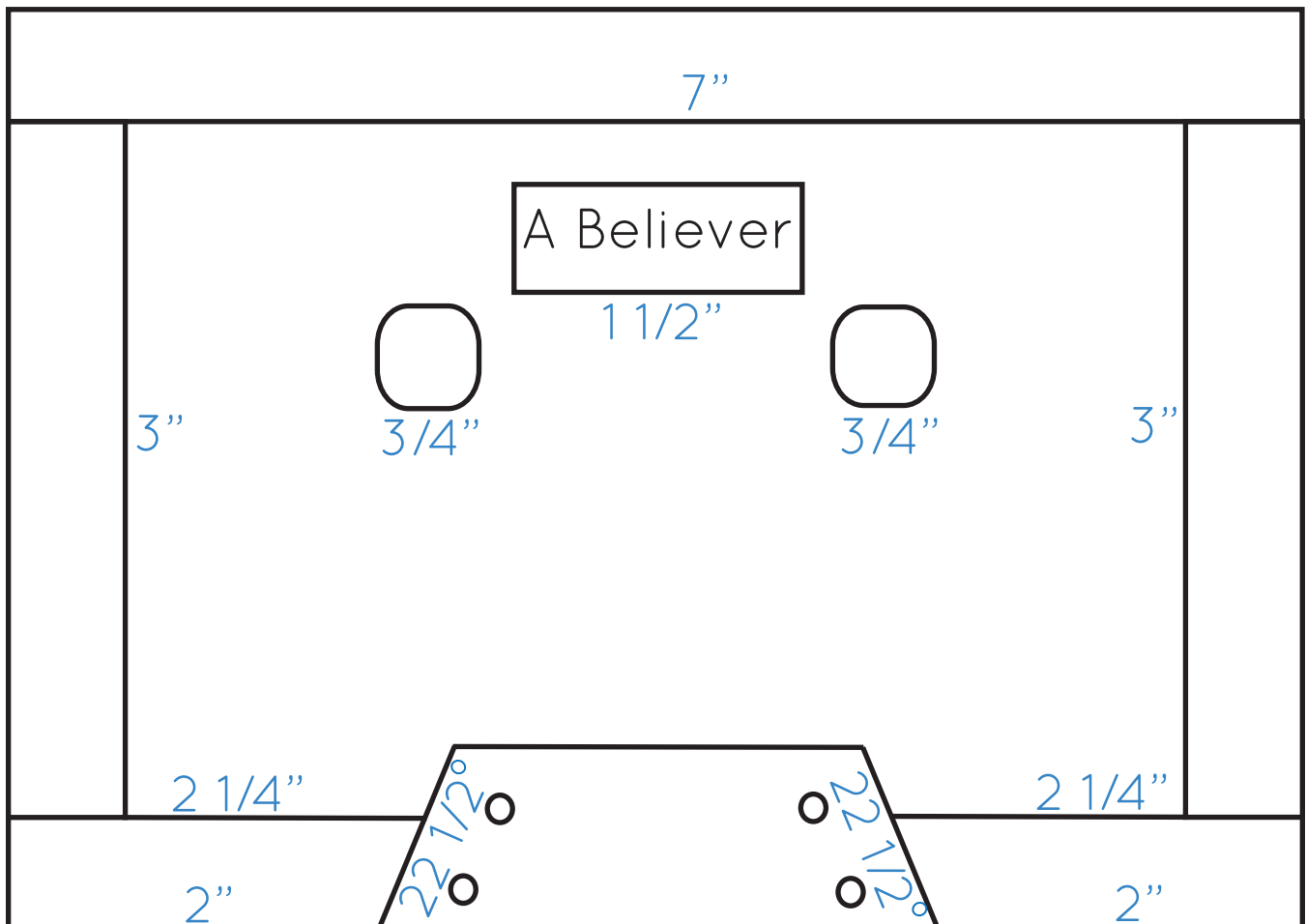
For Prisoner for Christ plaque:
angles 0, 45, 33

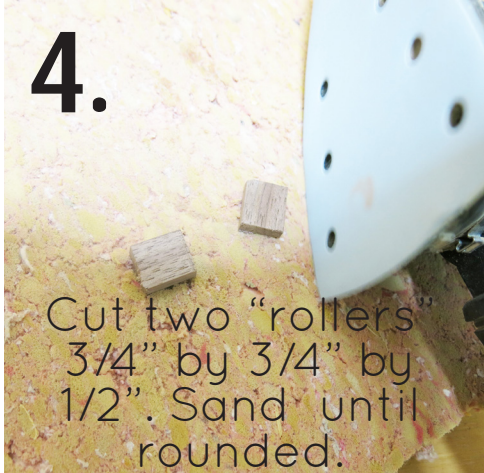
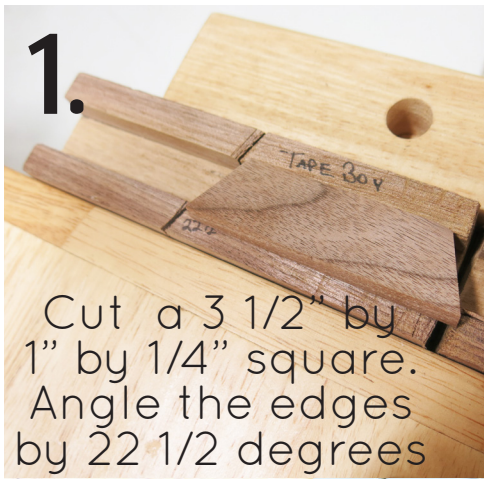
For Tape Boy plaque:
angles 0, 22 1/2

preparing the plaque

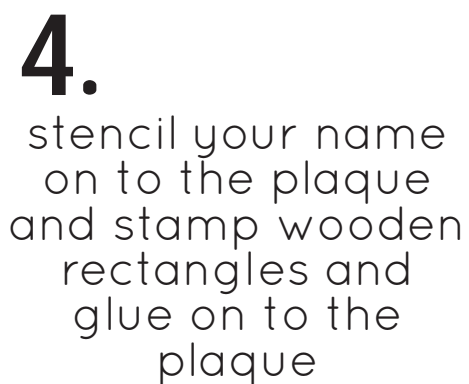
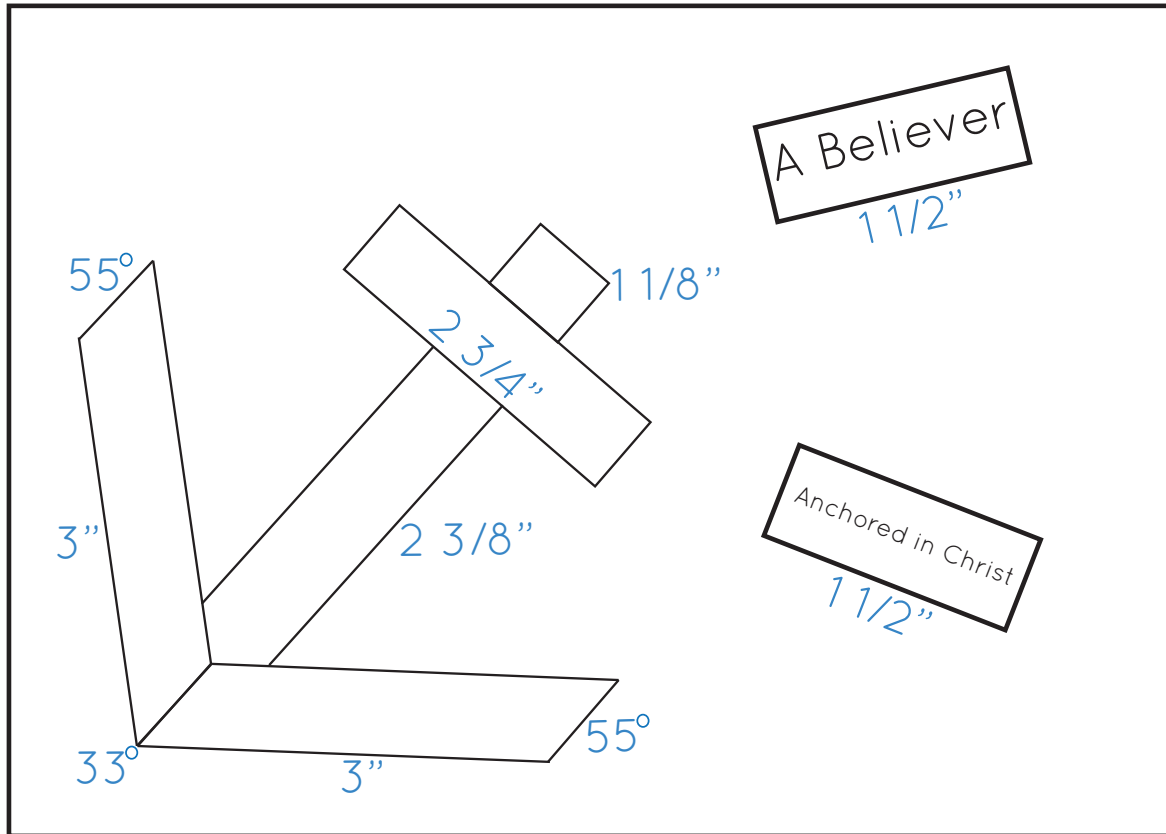


Tape Boy Plaque (hardest)





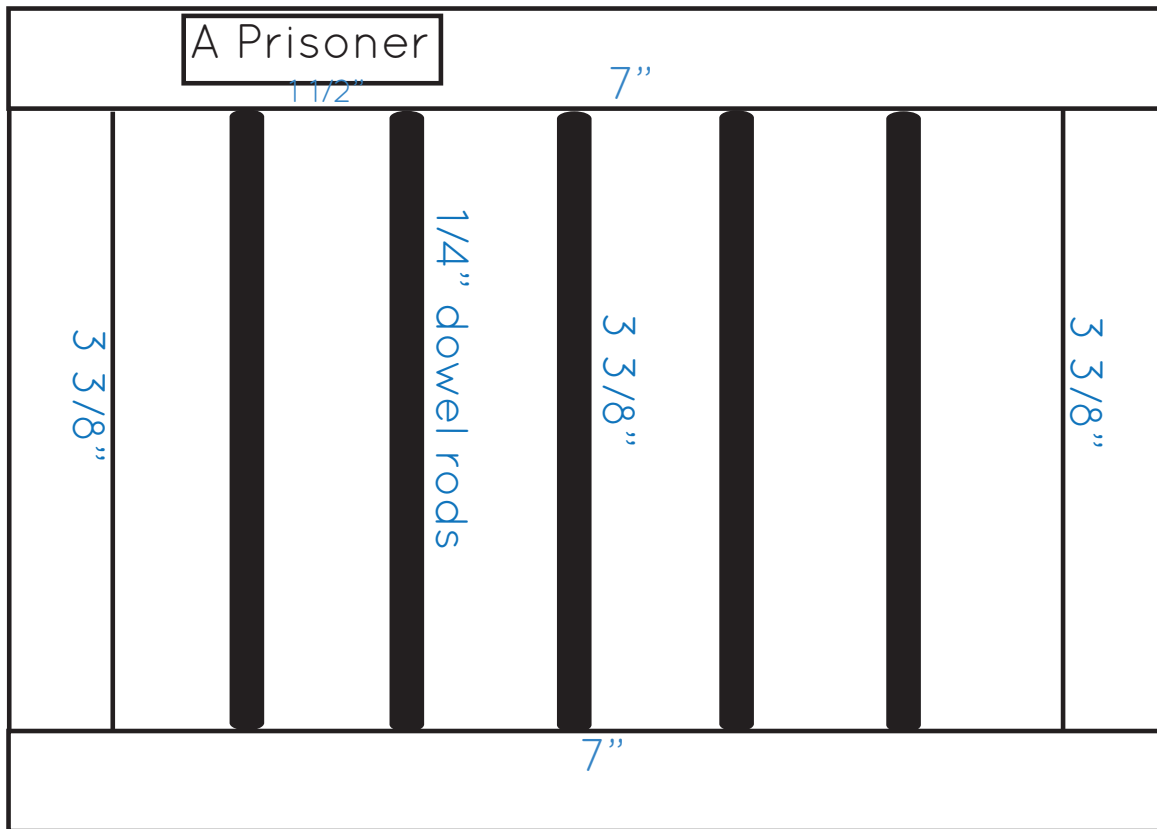
Anchored in Christ Plaque



Good Job!



Prisoner in Christ Plaque



finishing the plaque



You're finished!
Great job!

IDENTIFICATION PLAQUE

You've got to be identified with Christ, and ~~this~~ life living in you. That's when you're identified with Christ, is when Christ lives in you.

Res. William Marion Barham 63-1028 Pardon

NAME: _____

AGF

COUNSELOR

jehovah-

Messiah

APIPA

Lily of the Valley

Jireh

015

Rose of Logos

NOS

Jehovah-Omega

shammah **END**

END

Jebovat

III

Shawar El-Shaddai

Prince of Peace

Father

I AM

Holy Ghost

Beginning

Immagine

3

Morning Star

PILLAR OF FIRE

PAPA
Bright and

PILLAR OF FIRE

WHO ARE YOU IDENTIFIED WITH?

TRACE

三

NAME _____

Let this mind be
in you, which
was also in
Christ Jesus:
Philippians 2:5

Match the Characteristic to the Name

WHAT CAN WE DO DAILY TO
MAKE US BETTER CHRISTIANS?

Read Your Bible

Sing unto
the Lord

Pray


Talk About

Jesus

Have Quiet

Time


Listen to
tapes



Perfect Man



Seventh Church
Age Messenger






Seller of Purple



A Prisoner



Had Wisdom



HEROES OF THE BIBLE
KING SOLOMON

HEROES OF THE BIBLE
Lydia

HEROES OF THE BIBLE
PAUL

HEROES OF THE BIBLE
Elijah

HEROES OF THE BIBLE
Brother Branham

64-0216 Identification

And His character was, that, He did everything that pleased God, and He stayed with the Word. That's what He wanted us for, we'd stay with God's Word, find our place, and then know where we were at. Stay with His Word! And, think of it, we are invited to shape our own character to His. Now we're going to find out what we've done. Shape our character to His Own, by Spirit. Then we, by Him, are sons of God, just what I've expressed, by having His mind in us, to shape our character to His, His mind. "Let the mind that was in Christ be in you." If that mind is in you, then, you see... He only did that which pleased God.

Rev. William Marrion Branham



identification plaque

Girls 7-9 Creations Craft Class

WWW.YOUNGFOUNDATIONS.ORG



What's in your packet?

At Creations Class.....	page 2
Lesson Page for teacher use.....	page 3
Plaque Tutorial.....	pages 4-7
Student Handout.....	last 2 pages

At Creations Class

After inviting the Holy Spirit into the room, the students pulled out our Jubilee United States maps. It was time for their Jubilee game! First, they reviewed cities and traced states where Brother Branham had been recently preaching in the Jubilee tapes. Then the students "drove their marker" from Tulare, California, an hour (with today's speed limits), to Bakersfield, California to put a visual on the recent places Brother Branham preached.

Then the recent tape quizzes were passed to the students. The first question that they were listening for; "Where does Brother Branham read in the Bible at the beginning of the message?" After pausing the tape, excited hands were raised; the children heard Brother Branham give the answer they were listening for! The excitement continued as we listened for question two. They all heard it and eagerly responded, "God" was the answer.

After Brother Branham's prayer, we were seated and then transitioned into the lesson. After a brief review from last class's lesson, we began with a scenario of needing a form of identification, such as a driver's license or the name tags we wear in class. This opened up the discussion for "how do we show that we are Christians without wearing a tag that says, 'Christian?'. We talked about the physical things we see in brothers and sisters that are dressed like a Christian and how we, as Christians, behave and speak as our Example, the Lord Jesus Christ, did.

After creating their own identification plaque, the children got to stretch and exercise by playing kick ball and an obstacle course. Back in the classrooms, we had a snack to refuel and played a Bible character matching game. The whole class was so excited to know the answers! Their smiles were from ear to ear.

After lifting up our voices to the Lord in music class, it was time for home. We finished out the morning with handing out the children's prizes for listening and taking the quiz to the Jubilee tape 64-0205 God is His Own Interpreter and their activity worksheet to review the day's lesson with their family!



CLASS NAME: *identification*

Tape Title: 64-0216 Identification

Project: Name Plaque

Scripture:

5 Let this mind be in you, which was also in Christ Jesus:

QUOTE:

82 AND HIS CHARACTER WAS, THAT, HE DID EVERYTHING THAT PLEASED GOD, AND HE STAYED WITH THE WORD. THAT'S WHAT HE WANTED US FOR, WE'D STAY WITH GOD'S WORD, FIND OUR PLACE, AND THEN KNOW WHERE WE WERE AT. STAY WITH HIS WORD! AND, THINK OF IT, WE ARE INVITED TO SHAPE OUR OWN CHARACTER TO HIS. NOW WE'RE GOING TO FIND OUT WHAT WE'VE DONE. SHAPE OUR CHARACTER TO HIS OWN, BY HIS OWN SPIRIT. THEN WE, BY HIM, ARE SONS OF GOD, JUST WHAT I'VE EXPRESSED, BY HAVING HIS MIND IN US, TO SHAPE OUR CHARACTER TO HIS, HIS MIND. "LET THE MIND THAT WAS IN CHRIST BE IN YOU" IF THAT MIND IS IN YOU, THEN, YOU SEE...

83 HE ONLY DID THAT WHICH PLEASED GOD.

REV. WILLIAM MARRION BRANHAM IDENTIFICATION 64-0216

Songs

- I Am A C-H-R-I-S-T-I-A-N
- Joy Unspeakable
- Lord I Want To Be Like Jesus In My Heart
- Love of Jesus Down In My Heart
- Old Time Religion (It was good for Paul and Silas...)

To be identified with Christ

- Be a Christian
- To be like Christ
- Identified by character
- Have characteristics of Christ
 - Love
 - Joy
 - Peace
 - Longsuffering
 - Gentleness
 - Goodness
 - Faith
 - Meekness
 - Temperance
 - Being about the Father's business

WHAT IDENTIFIES US WITH CHRIST?

- MUSIC WE LISTEN TO
- WHAT WE READ
- GAMES WE PLAY –
(EXAMPLE: BOARD GAMES, ELECTRONIC GAMES)
- CLOTHES WE WEAR
- CHOICE OF WORDS WE USE

WHAT CAN WE DO DAILY TO MAKE US BETTER CHRISTIANS?

- STAY IN THE WORD
- PRAY
- READ OUR BIBLE
- LISTEN TO TAPES
- SING UNTO THE LORD
- HAVE QUIET TIME

identification plaque







things + that



a little mod-
podge



be creative
and have fun!


IDENTIFICATION PLAQUE

You've got to be identified with Christ, and the life living in you. That's when you're identified with Christ, is when Christ lives in you.

Rev. William Morrison Bramham 6-3-1028 Pardon

NAME: _____

AGE: _____



COUNSELOR Jehovah-**Messiah**
Lily of the Valley Jireh **ALPHA**
Jehovah-Omega **SON**
shammah **END** **Rose of Logos**
PAPA Bright and **Father** **I AM**
GOD Morning Star **PRINCE OF PEACE**
HOLY Ghost **PRINCE OF FIRE**

WHO ARE YOU IDENTIFIED WITH?

I am Jesus Christ




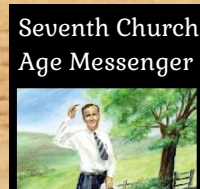


TRACE
THE
NAME

Let this mind be
in you, which
was also in
Christ Jesus:
Philippians 2:5

Match the Characteristic to the Name

WHAT CAN WE DO DAILY TO
MAKE US BETTER CHRISTIANS?

Read Your Bible
Sing unto
the Lord
Pray
Talk About
Jesus
Have Quiet
Time
Listen to
tapes



64-0216 Identification

And His character was, that, He did everything that pleased God, and He stayed with the Word. That's what He wanted us for, we'd stay with God's Word, find our place, and then know where we were at. Stay with His Word! And, think of it, we are invited to shape our own character to His. Now we're going to find out what we've done. Shape our character to His Own, by His Own Spirit. Then we, by Him, are sons of God, just what I've expressed, by having His mind in us, to shape our character to His, His mind. "Let the mind that was in Christ be in you." If that mind is in you, then, you see... He only did that which pleased God.

Rev. William Marrion Branham