

God's Great Army

SUPPLIES:

- 12" WOOD ROUND
- 35 - 1" NAILS
- 2 - 3/4" NAILS
- GLOW-IN-THE-DARK EMBROIDERY FLOSS
- GLOW-IN-THE-DARK VINYL
- GLOW-IN-THE-DARK ACRYLIC PAINT
- NAVY PAINT
- WHITE PAINT
- YELLOW PAINT
- ROWMARK METAL SIGN
- HAMMER
- SCISSORS
- SMALL PAINTBRUSH
- FOAM BRUSH
- SCRAPER TOOL



1. PEEL THE TOP RECTANGLE OF TAPE.



2. APPLY 2 THIN COATS OF WHITE PAINT TO THE INSIDE OF THE TOP RECTANGLE, MOON, LETTERS, RINGS, AND STAR.



3. SQUEEZE 1-2 THIN DROPS OF GLOW-IN-THE-DARK PAINT TO THE AREAS PAINTED WHITE. USE THE NEEDLE OF THE BOTTLE TO SPREAD THE PAINT IN THE SMALLER AREAS. USE THE PAINTBRUSH TO APPLY 2 COATS TO THE RECTANGLE.



4. LET PAINT DRY COMPLETELY. THEN PEEL OFF THE TAPE. DON'T FORGET THE CENTERS OF THE LETTERS AND THE MOON!



5. APPLY 2 COATS OF NAVY PAINT TO THE EDGES OF YOUR WOOD ROUND.




6. DIP YOUR PAINTBRUSH INTO THE WHITE PAINT. HOLD AND FLICK THE PAINTBRUSH OVER YOUR WOOD ROUND TO CREATE LITTLE WHITE SPECKS.



7. HAMMER THE 3/4" NAILS TO ATTACH YOUR METAL SIGN TO THE WOOD ROUND.



8. CUT OUT YOUR CONSTELLATION NAMES.



9. PRESS THE TRANSFER TAPE ON TOP OF THE VINYL WITH YOUR SCRAPER OR FINGER TO MAKE SURE THE WORDS ARE ATTACHED TO THE TAPE.



10. PEEL PAPER BACKING FROM THE VINYL CONSTELLATION NAMES.



11. PLACE VINYL AND PRESS TO ADHERE IT TO THE WOOD ROUND.




12. HAMMER ALL OF THE 1" NAILS INTO THE SMALL ENGRAVED HOLES LEAVING 1/2" OF THE NAIL EXPOSED FOR STRINGING THE CONSTELLATIONS.



13. FOLLOW THE STRING ART GUIDE. DOUBLE KNOT THE STRING AROUND THE TOP OF THE NAILHEAD TO START. LEAVE A TAIL.



14. FOLLOW ONE SIDE OF THE NAILS, WRAPPING AROUND EACH ONE AS YOU GO.







15. REPEAT THESE STEPS BACK AROUND TO YOUR STARTING POINT.



16. DOUBLE KNOT THE STRING AROUND THE TOP OF THE NAILHEAD AGAIN WITH THE TAIL YOU LEFT TO FINISH. TRIM YOUR ENDS.



17. PAINT 2 COATS OF YELLOW PAINT ON THE CONSTELLATION NAILHEADS.



18. APPLY 1 COAT OF GLOW-IN-THE-DARK PAINT ON THE CONSTELLATION NAILHEADS.



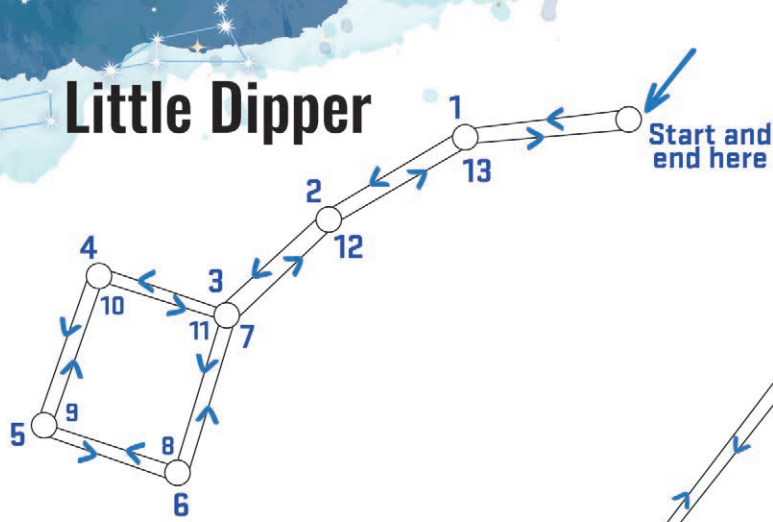
YOU'RE FINISHED!

NOW TURN OUT THE LIGHTS AND WATCH IT GLOW!

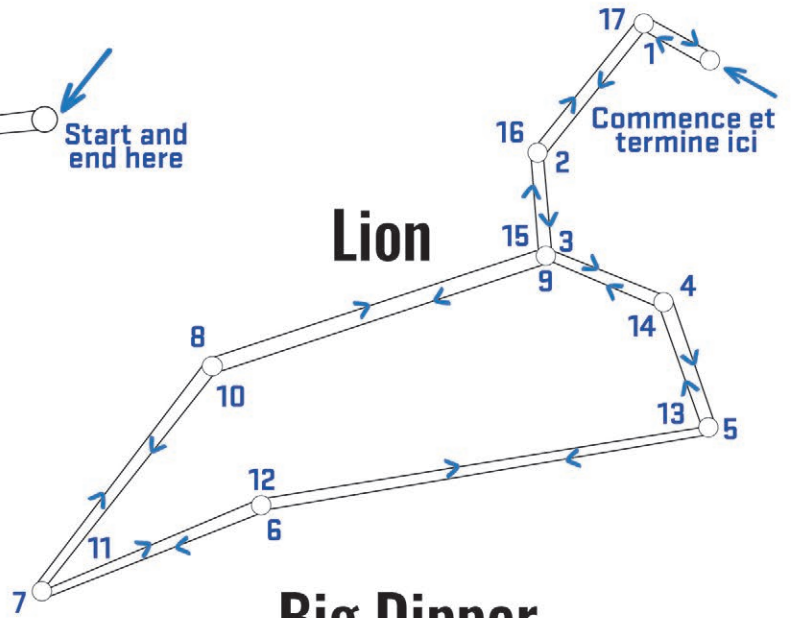


CONSTELLATION NAIL ART GUIDE

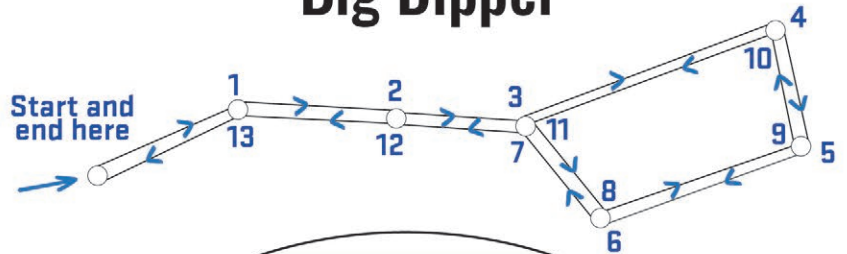
Little Dipper



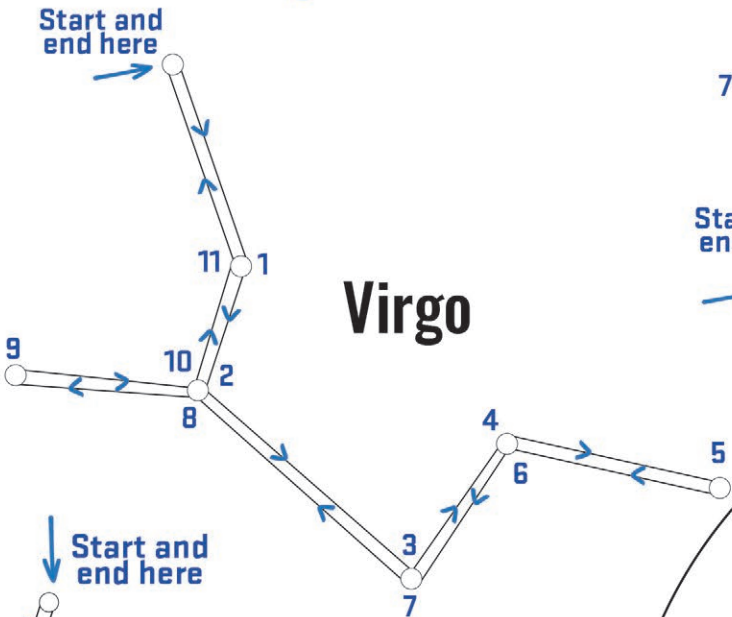
Lion



Big Dipper



Virgo



Aries

