

Bunch of Yunk

4-9 age group

Creations Craft Class


WWW.YOUNGFOUNDATIONS.ORG



What's in your packet?



Lesson pages for teacher use.....pages 2-3
Car Tutorial.....pages 4-7
Keychain Tutorial.....pages 8-10



CLASS NAME: Bunch of Yunk

Tape Title: 64-0531 The Oddball

Project: Making a toy car and a keychain

Lesson:

- Fool for Christ meaning?
- What's an Oddball?
- Illustration of a Nut- Believer (show the students an actual nut)
- Illustration of a Bolt- Jesus Christ (show the students an actual bolt)
- Threaded - The nut and the bolt have to match (or agree) or you won't be able to screw the nut on the bolt.
 - o We're all threaded to something
 - o We want to be "Threaded with the Word"
- If you're threaded right, you'll be a nut for Christ
 - o "But if I'm not tight with this Word, then I'm 'yunk.' See? I'll just be a nut for Christ. Yes." -Brother Branham
- There are all kinds of nuts. Satan has his nuts and God has His nuts.
 - o Name some nuts for Christ.
 - Brother Branham
 - Noah
 - Moses
 - Elijah
 - Paul
 - John the Baptist
- If we're a nut for Christ, what will we do?
 - o Obey the Word of God!
 - o Read our Bibles every day.
 - o Pray and talk to the Lord every day.
 - o Listen to the Word.
 - o Be sweet!

SCRIPTURE:

"I AM BECOME A FOOL IN GLORYING; YE HAVE COMPELLED ME: FOR I OUGHT TO HAVE BEEN COMMENDED OF YOU: FOR IN NOTHING AM I BEHIND THE VERY CHIEFEST APOSTLES, THOUGH I BE NOTHING."

II CORINTHIANS 12:11

Song:

This is Like
Heaven To Me

Keychain Activity Lesson:

- Have a mix of nuts and bolts and let the kids try to put them together. They can see that the threads have to match even when they "look" like they'll fit.
- Demonstrate that the loose nuts on the keychain or necklace are "yunk" because they're not tight with the Word.
- The tight nuts are threaded right! We want to be "Threaded with the Word" and "Wound with the Word"

Quote:

21 And I thought, while reading this, and thinking of this little place up here, this come on my mind, Paul saying, "I have become a fool." See? Now, that's a very strange thing for an apostle to say. "I have become a fool." Now, a fool is a person that really isn't in their right mind. And how would this apostle say such a thing as this, "I become a fool"?

22 And then thinking of--of this group, no doubt, that, in the eyes of the people on the other side, you've become a fool. You have become what we would call, today: The Oddball. No doubt but what people think that of you. And remember, that, on the other side, they're oddballs, too. See?

23 So--so you have to be somebody's fool, so I'd rather be a fool for Christ. See? I'd be a... God said His people were "a peculiar people, odd; a chosen, elected; a royal priesthood, offering spiritual sacrifices to God, that is, the fruits of our lips, giving praise to His Name."

24 Some time ago... This little sense of humor, I hope it doesn't break the fine spirit that's in here. Just come on my mind. It was a Brother Troy of the Full Gospel Business Men, was telling about this. I was thinking of this, for this young singer here, that's just come to the Lord. When he--he was working in a...

25 He's a meat cutter, and he was working in a butcher shop. And--and this was a German there, and he just kept talking to him about the Lord. And this German couldn't talk English very well. So he--he said, "Well, come on to the meeting." Said, "You need the baptism of the Holy Ghost."

26 So the old Dutchman want him to know that he was a Lutheran, you see, he was--he was all right. He was a...?... "Well, you come on up and visit us once."

27 And so they come across a--a bunch of, perhaps, oddballs, too, as we call it. You see? And that night this German man received the baptism of the Holy Ghost. And the next day he was cutting meat, and speaking in tongues and singing. He was having him a regular jubilee.

28 And so, after while, the boss of the factory come by, and he said, "Henry," said, "what's the matter with you?" He said, "O glory to God." He said, "I--I got saved."

29 And he said, "Why," he said, "where you been?" Said, "You must have been down there with that bunch of nuts," he said.

30 He said, "Yes, glory to God!" He said, "I--I was down there with the bunch of nuts." He said, "You know, if you didn't have the--the--the nuts..." Said, "You take like the automobile, it comes down the road. And you take all the nuts out of it, you, what you got but a bunch of yunk!" That's just about right, and you take the--the--the nuts out of anything. Now, it takes that to hold the thing together.

Rev. William Marrion Branham 64-0531 THE ODDBALL

QUOTE DRILL:

TAKEN FROM 64-0531: THE
ODDBALL TAPE QUIZ

WHERE IN THE BIBLE DID BROTHER
BRANHAM READ?

II CORINTHIANS 12:11

WHO SAID "I HAVE BECOME A FOOL IN
GLORYING..."?

PAUL

WHAT WAS THE NAME OF THE MAN
WHO WORKED AT THE BUTCHER SHOP
THAT RECEIVED THE BAPTISM OF THE
HOLY GHOST?

HENRY

"YOU TAKE LIKE THE AUTOMOBILE,
IT COMES DOWN THE ROAD. AND YOU
TAKE ALL THE NUTS OUT OF IT, YOU,
WHAT YOU GOT BUT A BUNCH OF
-----!"

YUNK

FINISH THE STATEMENT: "I AM A FOOL
FOR CHRIST, -----?"

"NOW, WHOSE FOOL ARE YOU?"

IN THE STORY BROTHER BRANHAM
TOLD ABOUT THE SOLDIERS PINNED
DOWN, WHAT TYPE OF ANIMAL WAS
USED TO GET A MESSAGE OUT?

A PIGEON

"IF THERE IS A NUT SENT, THERE HAS
GOT TO BE A ----- FOR IT TO FIT
ON."

BOLT

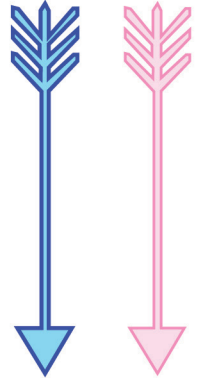


HOW DO YOU KNOW YOU'RE THREADED
RIGHT?

WATCH THE WORD





Car Tutorial



Car Decals



Steering
Wheel
and Tires



1.

measure and cut paper towel roll in half

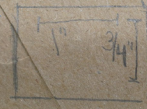
2.

measure and mark the middle of one of the halves



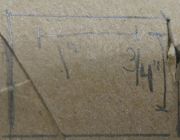
3.

draw a 1" by 3/4" box, with that mark as the front of the box



4.

cut both 1" lines, but only the middle-marker 3/4" line



5.

bend back the flap and fold the top down to form a "seat"




6.

measure and mark 1/2" in from the hood of the car, hole punch the mark



7.

do the same to the bottom back of the car, directly diagonally from the previous mark




8.

with the car sitting upright, mark all four corners 1" up and 1" in



9.

hole punch these marks



10.

paint the entire car




11.

cut out the steering wheel




12.

cut out the tires leaving the black outline



13. hole punch the middle of the tires



14. cut the remainder of the other paper towel roll half and lay out flat

use this to reinforce the wheels and steering wheel



15.



match the hole punches on the wheels to each hole punch on the car and secure with brads


cut small slits in the front of the seat area for the steering wheel to slide in



16.

17.

measure and cut string to 1 foot



quadruple knot one side of the string



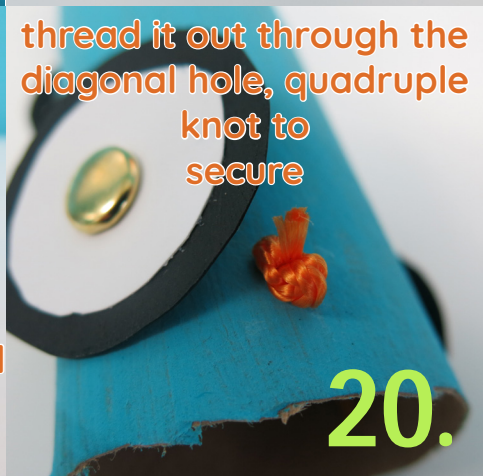
18.

19.




thread it through the hood of the car, string hex nuts

thread it out through the diagonal hole, quadruple knot to secure



20.

21.



glue sticker printouts on to the car



You're finished!

Shopping List

The below lists are materials needed for 1 keychain.

Household item
paintbrush

Custom item
(2) “Threaded With The Word”
7/8” plates

Local or online craft store
paint
(1) key ring
(1) small jump ring

Tip:
We purchased 7/8” blank metal discs and sent them to a vendor on Etsy for custom stamping to read “Threaded With The Word”.
You can do the same
or take to a local
metal stamper! For more
questions or help with larger
orders, please email
creations@youngfoundations.org

Local or online hardware store
(1) #10-24 acorn nut
(1) #10-24 hex nut
(1) #10-24 wing nut
(1) #10-24 square nut
(1) 3/16” x 1 3/4” eyebolt
(1) 8mm black hex nut
(1) 8mm black washer



Keychain Tutorial

Materials Needed

paintbrush



black
paint



key ring



"Threaded with
the Word" plate

3/16 x 1 3/4
eyebolt

small
jump ring

#10-24
square
nut



8 mm
black
hex nut



#10-24
silver hex nut



8 mm
black
washer



#10-24
silver
wing nut



#10-24
silver
acorn nut



***Please contact creations@youngfoundations.org to inquire about the "Threaded with the Word" plate used in this project.



