

Tote Bag Creations Sewing Class

WWW.YOUNGFOUNDATIONS.ORG/CREATIONS



what's in your packet?

| | |
|----------------------------------|------------|
| At Creations Class..... | page 2 |
| Lesson Page for teacher use..... | page 3 |
| Tote Bag Tutorial..... | pages 4-10 |
| Witnessing Card Quote..... | page 11 |
| Handout for student use..... | last page |

at creations class

This particular week in sewing class, the girls learned how to sew a tote bag. The quote taught the students to keep licking the honey off the Rock, Christ Jesus, for healing, forgiveness, and the Holy Spirit. The girls sang Psalm 1 as part of the lesson. They learned that the Lord can heal in many different ways, even through music.

A quote was also sent home with the girls to keep in their tote bags. They were encouraged to use their tote to carry witnessing cards, their Bible, Quiet Time Journal, and more. It was emphasized that we should always be ready to give an answer when asked about this Message. The quote was given as a reminder to be a witness and to uplift the students to have a desire to witness.

This was a very special class for the girls, as these little nuggets were put before them. Not only did the girls sew a tote bag, but they left with honey in their little scrip bags. By that, they were inspired to encourage others to lick the honey off the Rock as well.

CLASS NAME: *Tote Bag*

Scripture:

1 Blessed is the man that walketh not in the counsel of the ungodly, nor standeth in the way of sinners, nor sitteth in the seat of the scornful.
2 But his delight is in the law of the Lord; and in his law doth he meditate day and night.
3 And he shall be like a tree planted by the rivers of water, that bringeth forth his fruit in his season; his leaf also shall not wither; and whatsoever he doeth shall prosper.
4 The ungodly are not so: but are like the chaff which the wind driveth away.
5 Therefore the ungodly shall not stand in the judgment, nor sinners in the congregation of the righteous.
6 For the Lord knoweth the way of the righteous: but the way of the ungodly shall perish.

Psalm 1:1-6

The lesson starts off by singing the chapter of Psalm one. This is not only to show that God can heal through music, but also to remind the girls to praise the Lord. Just like David sang to God as he wrote the Psalms, so can we sing as we worship and praise the Lord. Here is the link to the song to sing along.

Play the quote below and review:

What is the "honey" used for that Brother Branham talks about?

To draw in the sick sheep to lick the rock
What does Brother Branham type the "Rock" to?

Christ Jesus

What is some "honey" that we could put in our "little scrip bags" to help us get to the Rock?

Examples: The Bible, Quiet Time Journal, witnessing cards, etc.

Then tell the students how we can draw others to the Rock by being a witness. (Give the students the witnessing card on page 8 to put in their tote bags.) Give examples of how Brother Branham tells us to witness. We can use our tote bags to carry our witnessing cards to give out as well!

Quote:

"You know it used to be that in their little scrip bags, they carried some honey. When a--a sheep would get sick, they'd take this honey and put it on a limestone rock, so the sheep would go to licking on the rock. And when he licked the honey off the rock, he got the limestone in him by licking the honey. And it healed the sick sheep. Now, that's what we need.

Now look, brother, I've got a whole scrip bag full of it here, and I'm going to put this honey here on the Rock, Christ Jesus, not on something else, but on Christ Jesus. And you sick sheep go to licking. I'm telling you, while you are licking on the honey, raise up your hands and praise Him. That's the way you do it. And in there, you'll get some of the limestone. You'll get some of God's healing virtues. You'll get some of the sins forgiven, not some, but all of them. And you'll get the Holy Spirit. While you're licking on that honey, something will happen to you; it'll separate you from the things of the world and it'll call them as nothing," that you might live for Christ, and do for Christ.

Certainly. Yes, sir."

Rev. William Marrion Branham 60-0607 Hearing, Receiving, And Acting

Quote Minute Marker: 40:22-41:29, paragraph 32

tote bag tutorial

MATERIALS NEEDED

4 different fabrics:

5/8 yd. for outside

5/8 yd. for inside

3/8 yd. for straps

1/4 yd. for pocket

fabric
scissors

pins

iron

marking
pencil

Frixion
pen

seam
gauge

thread

tape
measure



1.
Press the fabric.

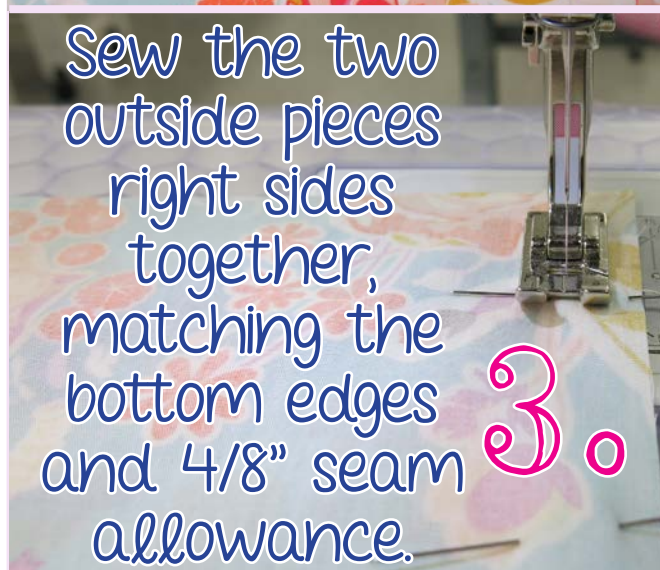
2. Cut the fabric.

Outside: (2) 18" by 18.5"

Inside: (2) 18" by 18.5"

Straps: (2) 25" by 6"

Pocket: (1) 9" by 7"



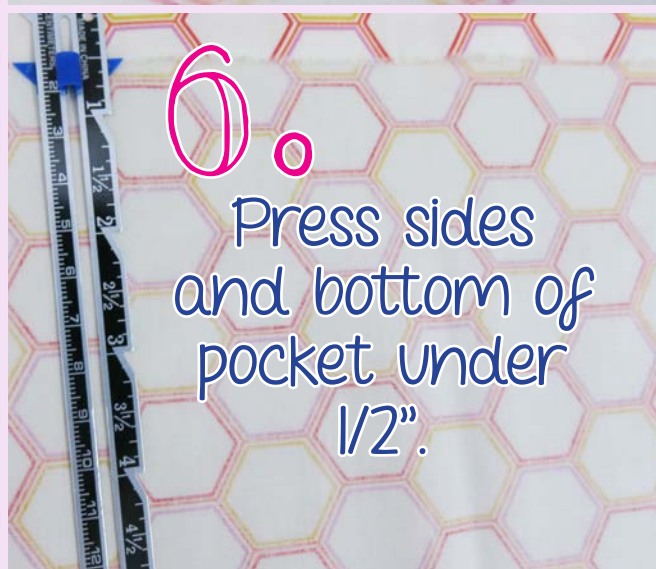
3.
Sew the two outside pieces right sides together, matching the bottom edges and $\frac{4}{8}$ " seam allowance.



4.
Press top of pocket under $\frac{1}{2}$ ", then another $\frac{1}{2}$ ".



5.
Sew across top of pocket with a $\frac{3}{8}$ " seam allowance.



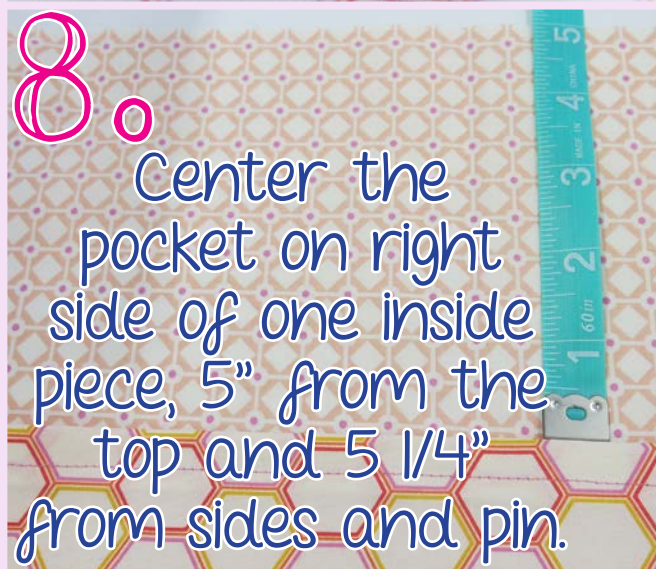
6.
Press sides and bottom of pocket under $\frac{1}{2}$ ".



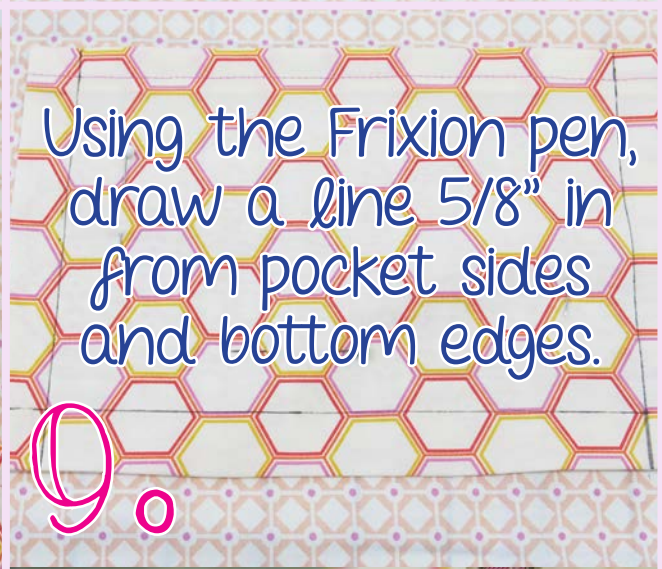
Miter the corners by pressing them down and then...



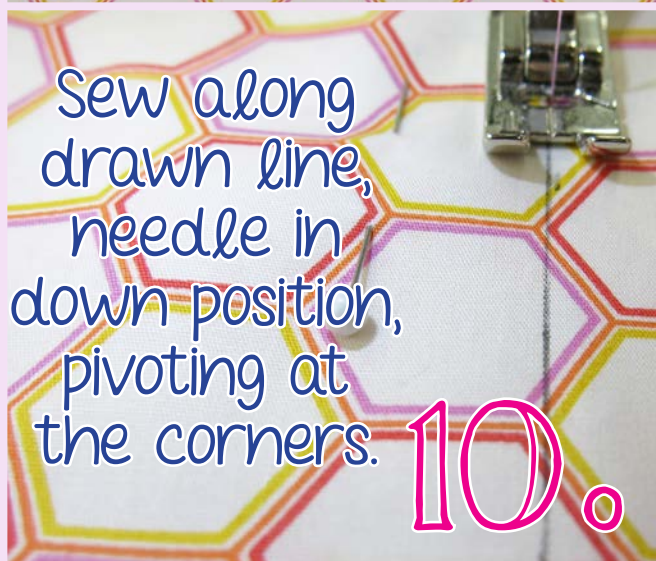
folding back to the 1/2" line you pressed.



Center the pocket on right side of one inside piece, 5" from the top and 5 1/4" from sides and pin.



Using the Frixion pen, draw a line 5/8" in from pocket sides and bottom edges.



Sew along drawn line, needle in down position, pivoting at the corners.



Sew again, using presser foot as guide along the edge of the pocket, needle in down position, pivoting at the corners.

Sew the two
inside pieces
right sides
together,
matching the
bottom edges,
4/8" seam
allowance.

12.

13.

Press straps in half
lengthwise, then open
up the fold.

Fold and press both
sides towards middle
center crease, raw
edges meeting.

14.

Fold in half again
and press. (Strap will
be 1 1/2" wide.)

15.

Sew around
the straps,
presser foot as
guide, needle
position 2 to
the right and down,
pivoting at corners.

16.

17.

Turn outside to
right side.
Measure and mark
4" in from the top
side seams.

Pin straps to inside of marks. Repeat on opposite side. Sew and backstitch, presser foot as guide.

18.

On the "wrong" side bottom corners of the outside, mark two dots 2" from the edges, along the side seam.

19.

Pull bag apart, matching seams.

20.

Mark a line across at the marked dot and pin.

21.

22.

Sew across line, remembering to backstitch.

Trim excess of the corner to 1/4". Repeat process on opposite corner.

23.

24.

Repeat process for the inside of the bag.



25.

Turn your inside piece right side out and your outside piece wrong side out.



26.

Place your inside piece into the outside piece. The two should be right sides together.



27.

Pin the top edges together, matching the side seams.



Mark a 3" opening at the center edge of one side.

28.



Sew around the top using a 5/8" seam allowance. Backstitch at the 3" opening marks.

29.



30.

Turn the bag right side out through the opening and put the inside piece, inside.

31.

Press around the top edges of the bag.

32.

Sew around the top edge of the tote, presser foot as guide.

33.

Press.



You're finished!

witnessing card

Print, cut, and laminate to keep in your tote bag.





**Blessed is the man that
walketh not in the counsel
of the ungodly, nor
standeth in the way of
sinners, nor sitteth in the
seat of the scornful.**

psalm 1:1

“You know it used to be that in their little scrip bags, they carried some honey. When a--a sheep would get sick, they'd take this honey and put it on a limestone rock, so the sheep

would go to licking on the rock. And when he licked the honey off the rock, he got the limestone in him by licking the honey. And it healed the sick sheep. Now, that's what we need.

Now look, brother, I've got a whole scrip bag full of it here, and I'm going to put this honey here on the Rock, Christ Jesus, not on something else, but on Christ Jesus. And you sick sheep go to licking. I'm telling you, while you are licking on the honey, raise up your hands and praise Him. That's the way you do it. And in there, you'll get some of the limestone. You'll get some of God's healing virtues. You'll get some of the sins forgiven, not some, but all of them. And you'll get the Holy Spirit. While you're licking on that honey, something will happen to you; it'll separate you from the things of the world and it'll call them as nothing,” that you might live for Christ, and do for Christ.

Certainly. Yes, sir.”

Rev. William Marrion Branham 60-0607 Hearing, Receiving, And Acting