

# Mount Calvary

## SUPPLIES NEEDED:

1. 10" wood round
2. Pencil
3. Small paintbrush
4. Medium paintbrush
5. Masking tape
6. Paper towel
7. Water cup
8. Mount Calvary template
9. 6 shades of paint
10. Clear sticker paper



### step 1

Print sticker page and mountain template.  
Cut out the template.



### step 2

Tape the template in place with masking tape.



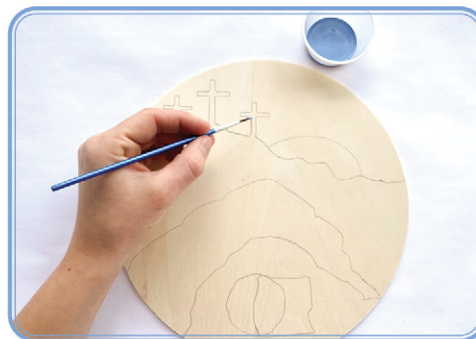
### step 3

With pencil, trace the template starting with the top section.



### step 4

Trace the sun.



### step 5

Remove the template. Paint the crosses with small paintbrush.



### step 6

Continue with medium paintbrush for the rest of Mount Calvary.



step 7

Paint the sun.




step 8

Apply "It's always a mountain" sticker above the sun.



step 9

Paint the sunbeams above the sticker.




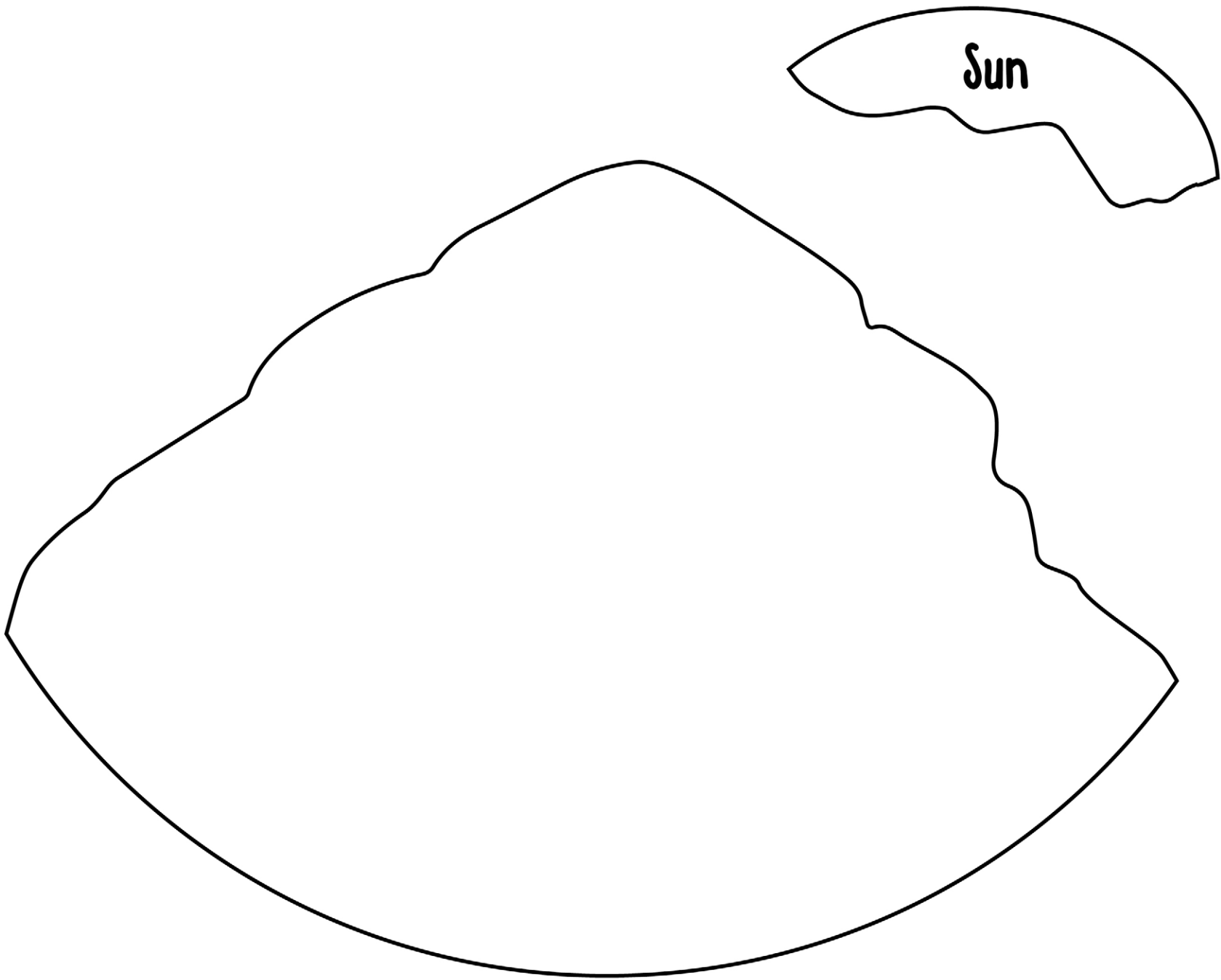
step 10

Apply "Mount Calvary" sticker below the crosses.



You're Finished!





Print this page on clear sticker paper.



Moun Calvary

*it's always a mountain*



Moun Calvary

*it's always a mountain*



Moun Calvary

*it's always a mountain*



Moun Calvary

*it's always a mountain*

Print this page on clear sticker paper.

  
Moun Calvary

*it's always a mountain*

  
Moun Calvary

*it's always a mountain*

  
Moun Calvary

*it's always a mountain*

  
Moun Calvary

*it's always a mountain*