

# BUNCH OF YUNK

## 4-9 AGE GROUP


Creations Woodshop/Craft Class  
[WWW.YOUNGFOUNDATIONS.ORG/CREATIONS](http://WWW.YOUNGFOUNDATIONS.ORG/CREATIONS)



### What's in your packet?



Lesson Page for teacher use.....	pages 2-3
Car Tutorial.....	pages 4-7
Keychain shopping list.....	pages 8
Keychain Tutorial.....	pages 9-10
Handout for student use.....	last 2 pages



# CLASS NAME: BUNCH OF YUNK

Tape Title: 64-0531 The Oddball

Project: Making a wooden car and a keychain

## Lesson:

- What is a fool for Christ?
- What's an Oddball?
- Illustration of a Nut- Believer (show the students an actual nut)
- Illustration of a Bolt- Jesus Christ (show the students an actual bolt)
- Threaded - The nut and the bolt have to match (or agree) or you won't be able to screw the nut on the bolt.
  - We're all threaded to something
  - We want to be "Threaded with the Word"
- If you're threaded right, you'll be a nut for Christ.
  - "But if I'm not tight with this Word, then I'm "yunk." See? I'll just be a nut for Christ. Yes." -Brother Branham
- There are all kinds of nuts. Satan has his nuts and God has His nuts.
  - Name some nuts for Christ:
    - Brother Branham
    - Noah
    - Moses
    - Elijah
    - Paul
    - John the Baptist
- If we're a nut for Christ, what will we do?
  - Obey the Word of God!
  - Read our Bible every day.
  - Pray and talk to the Lord every day.
  - Listen to the Word.
  - Be sweet!

## Scripture:

"I am become a fool in glorying; ye have compelled me: for I ought to have been commended of you: for in nothing am I behind the very chiefest apostles, though I be nothing."

II Corinthians 12:11

## Song:

This Is Like  
Heaven To Me

## Keychain Activity Lesson:

- Have a mix of nuts and bolts and let the kids try to put them together. They can see that the threads have to match even when they "look" like they'll fit.
- Demonstrate that the loose nuts on the key chain or necklace are "yunk" because they're not tight with the Word.
- The tight nuts are threaded right! We want to be "Threaded with the Word" and "Wound with the Word"



## Quote:

21 And I thought, while reading this, and thinking of this little place up here, this come on my mind, Paul saying, "I have become a fool." See? Now, that's a very strange thing for an apostle to say. "I have become a fool." Now, a fool is a person that really isn't in their right mind. And how would this apostle say such a thing as this, "I become a fool"?

22 And then thinking of--of this group, no doubt, that, in the eyes of the people on the other side, you've become a fool. You have become what we would call, today: The Oddball. No doubt but what people think that of you. And remember, that, on the other side, they're oddballs, too. See?

23 So--so you have to be somebody's fool, so I'd rather be a fool for Christ. See? I'd be a... God said His people were "a peculiar people, odd; a chosen, elected; a royal priesthood, offering spiritual sacrifices to God, that is, the fruits of our lips, giving praise to His Name."

24 Some time ago... This little sense of humor, I hope it doesn't break the fine spirit that's in here. Just come on my mind. It was a Brother Troy of the Full Gospel Business Men, was telling about this. I was thinking of this, for this young singer here, that's just come to the Lord. When he--he was working in a...

25 He's a meat cutter, and he was working in a butcher shop. And--and this was a German there, and he just kept talking to him about the Lord. And this German couldn't talk English very well. So he--he said, "Well, come on to the meeting." Said, "You need the baptism of the Holy Ghost."

26 So the old Dutchman want him to know that he was a Lutheran, you see, he was--he was all right. He was a...?... "Well, you come on up and visit us once."

27 And so they come across a--a bunch of, perhaps, oddballs, too, as we call it. You see? And that night this German man received the baptism of the Holy Ghost. And the next day he was cutting meat, and speaking in tongues and singing. He was having him a regular jubilee.

28 And so, after while, the boss of the factory come by, and he said, "Henry," said, "what's the matter with you?" He said, "O glory to God." He said, "I--I got saved."

29 And he said, "Why," he said, "where you been?" Said, "You must have been down there with that bunch of nuts," he said.

30 He said, "Yes, glory to God!" He said, "I--I was down there with the bunch of nuts." He said, "You know, if you didn't have the--the--the nuts..." Said, "You take like the automobile, it comes down the road. And you take all the nuts out of it, you, what you got but a bunch of yunk!" That's just about right, and you take the--the--the nuts out of anything. Now, it takes that to hold the thing together.

Rev. William Marrion Branham 64-0531 THE ODDBALL

## Quote Drill:

Taken from 64-0531: The Oddball tape quiz

Where in the Bible did Brother Branham read?

II Corinthians 12:11

Who said "I have become a fool in glorying...?"

Paul

What was the name of the man who worked at the butcher shop that received the baptism of the Holy Ghost?

Henry

"You take like the automobile, it comes down the road. And you take all the nuts out of it, you, what you got but a bunch of \_\_\_!"

Yunk

Finish the statement: "I am a fool for Christ, \_\_\_?"

"Now, whose fool are you?"

In the story Brother Branham told about the soldiers pinned down, what type of animal was used to get a message out?

A pigeon

"If there is a nut sent, there has got to be a \_\_\_ for it to fit on."

Bolt

How do you know you're threaded right?

Watch the Word





# Car Tutorial

## MATERIALS NEEDED

paper  
towel  
roll



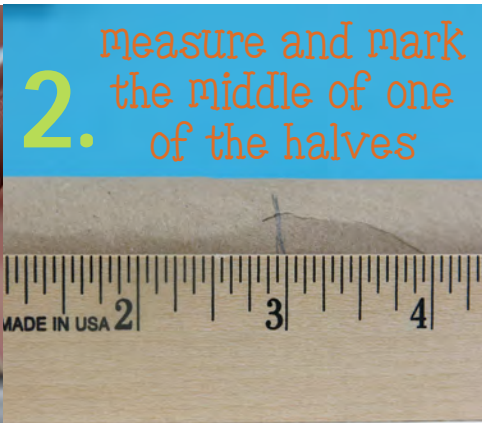
# Print-offs





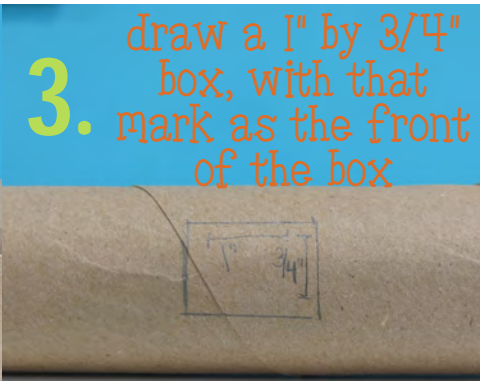
1.

measure and cut paper towel roll in half to start building your car



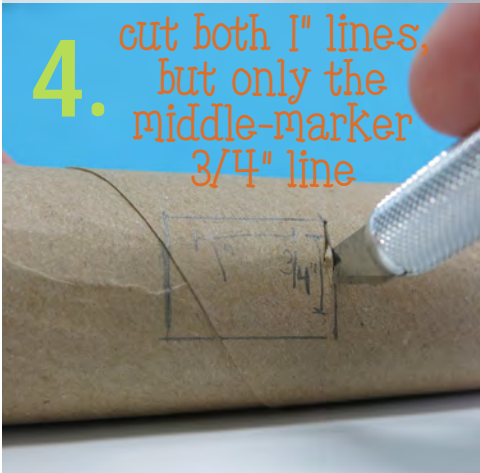
2.

measure and mark the middle of one of the halves



3.

draw a 1" by 3/4" box, with that mark as the front of the box



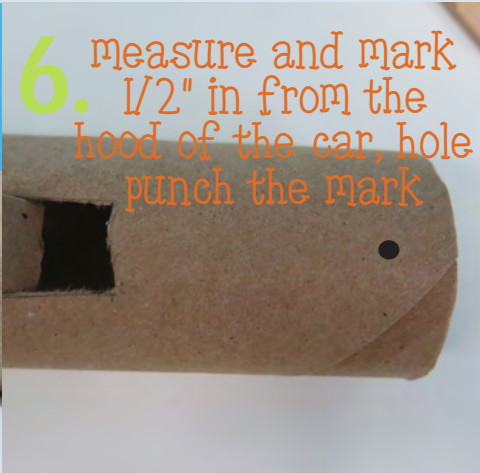
4.

cut both 1" lines, but only the middle-marker 3/4" line



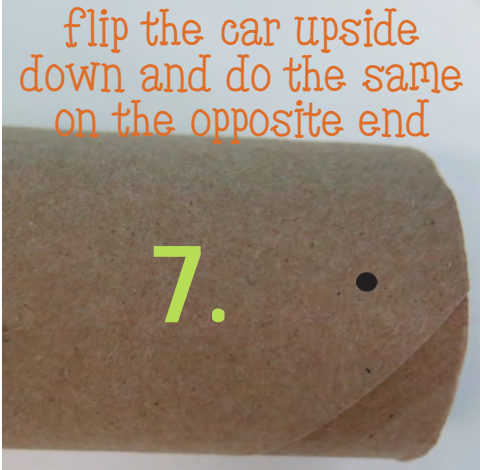
5.

bend back the flap and fold the top down to form a "seat"



6.

measure and mark 1/2" in from the head of the car, hole punch the mark



7.

flip the car upside down and do the same on the opposite end



8.

mark 2 holes on each side 1" up and 1" from the ends



9.

hole punch these marks



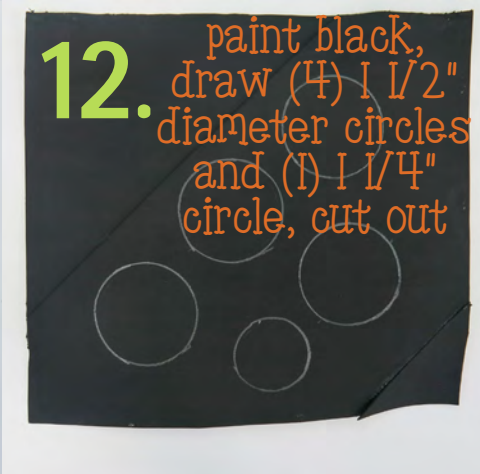
10.

paint the entire car




11.

cut the remainder of the other paper towel half and lay out flat




12.

paint black, draw (4) 1 1/2" diameter circles and (2) 1 1/4" circle, cut out



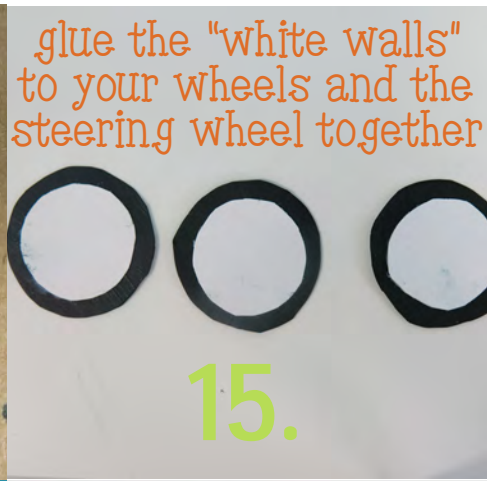
13.

draw (4) 1 1/4" diameter circles and (1) 1" circle onto white paper, cut out



14.

draw the steering wheel lines on the 1" circle of white paper



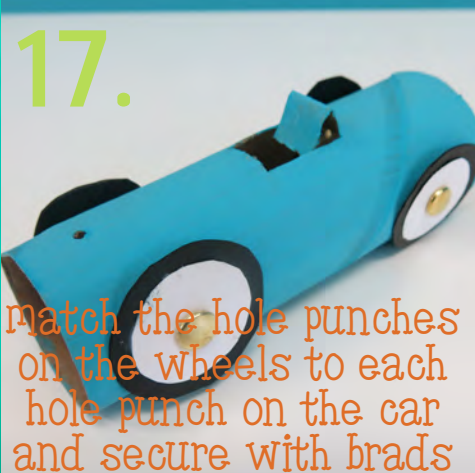
15.

glue the "white walls" to your wheels and the steering wheel together



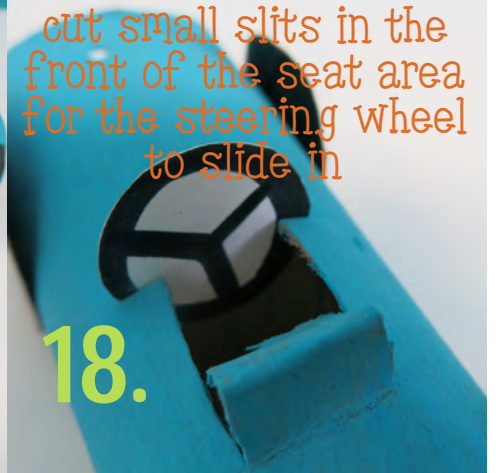
16.

hole punch the middle of the wheels



17.

match the hole punches on the wheels to each hole punch on the car and secure with brads



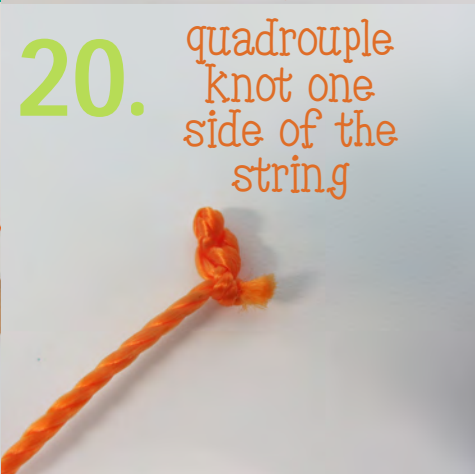
18.

cut small slits in the front of the seat area for the steering wheel to slide in



19.

measure and cut string to 1 foot



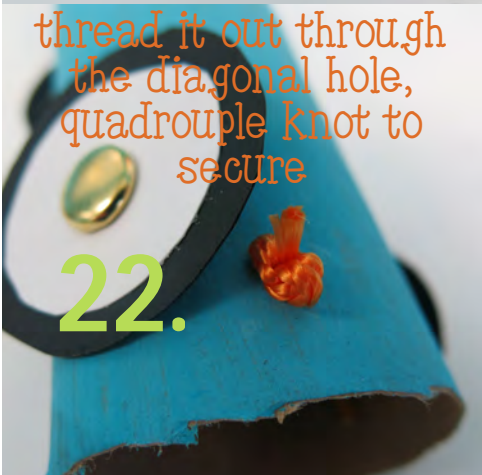
20.

quadruple knot one side of the string



21.

thread it through the hood of the car, string hex nuts



22.

thread it out through the diagonal hole, quadruple knot to secure



23.

glue sticker print-offs on to the car



YOU'RE FINISHED!

# Shopping List

The below lists are materials needed for 1 keychain.

## Household item

paintbrush

## Custom item

(2) "Threaded With The Word"  
7/8" plates

## Local or online craft store

paint

- (1) key ring
- (1) small jump ring

## Tip:

We purchased 7/8" blank metal discs and sent them to a vendor on Etsy for custom stamping to read "Threaded With The Word." You can do the same or take to a local metal stamper! For more questions or help with larger orders, please email [creations@youngfoundations.org](mailto:creations@youngfoundations.org).

## Local or online hardware store

- (1) #10-24 acorn nut
- (1) #10-24 hex nut
- (1) #10-24 wing nut
- (1) #10-24 square nut
- (1) 3/16" x 1 3/4" eye bolt
- (1) 8 mm black hex nut
- (1) 8 mm black washer





# Keychain Tutorial

## MATERIALS NEEDED

paintbrush



black  
paint



key ring



"Threaded with  
the Word" plate

3/16 x 1 3/4  
eye bolt

small  
jump ring

#10-24  
silver hex nut

#10-24  
silver  
wing nut

#10-24  
square  
nut



8 mm  
black  
hex nut



8 mm  
black  
washer



#10-24  
silver  
acorn nut





1.

paint the top of the "Threaded with the Word" plate black



2.

wipe off the excess paint



TA-DA!



3.

screw the nuts on to the eye bolt, secure the bolt with the acorn nut on the bottom



4.

attach the "Threaded with the Word" plate using a small jump ring

YOU'RE FINISHED!

**Threaded:**  
to match

"There's got to be a bolt, and that bolt's got to be threaded, to fit the nut.

I'm so glad to be **threaded with the word.** I'm so glad that there's a bolt that's threaded the same way. And what's it to do? It's to draw out the Bride from the world, set it aside for something different."

**fill in the blank**  
with the correct word

"Now, you have to be somebody's \_\_\_\_\_ for the world, or a You can either be a \_\_\_\_\_ for Christ."

dad

nut

bolt

race car driver


"You take like the automobile, it comes down the road. And you take all the nuts out of it, you, what you got but a

# Bunch of Yunk!

WMB 64-053 | The Oddball

I am become a fool in glorying; ye have compelled me: for I ought to have been commended of you: for in nothing am I behind the very chiefest apostles, though I be nothing. 2 Corinthians 12:11

**Color the Automobile!**



What was Brother Branham's first car?

