

www.youngfoundations.org/creations

AGAPAO SPONSORSHIP

Creations Craft Class



Ages 13-28



What's in your packet?

Lesson page For teacher use.....page 2
Project print offs.....page 3
Agapao Sponsorship Coinbox Tutorial.....pages 4-7



Scripture

1 Though I speak with the tongues of men and of angels, and have not charity, I am become as sounding brass, or a tinkling cymbal.

2 And though I have the gift of prophecy, and understand all mysteries, and all knowledge; and though I have all faith, so that I could remove mountains, and have not charity, I am nothing.

3 And though I bestow all my goods to feed the poor, and though I give my body to be burned, and have not charity, it profiteth me nothing.

4 Charity suffereth long, and is kind; charity envieth not; charity vaunteth not itself, is not puffed up,

5 Doth not behave itself unseemly, seeketh not her own, is not easily provoked, thinketh no evil;

6 Rejoiceth not in iniquity, but rejoiceth in the truth;

7 Beareth all things, believeth all things, hopeth all things, endureth all things.

8 Charity never faileth: but whether there be prophecies, they

Quote

23 "...so, God, let us take advantage and conserve the time.

And we realize that it's—it's getting late, and we want everything that we can do, that's in our power, to get the work done for the Lord Jesus before He comes. Somehow, I kind of feel that He is waiting for us to—to finish the job."


63-1127 - The World Is Again Falling Apart
Brother Branham



Project Print offs

If you don't have a cameo to cut the Agapao Sponsorship vinyl, you can use the text below to trace onto your coin box and paint or fill it in however you would like!

Agapao
Sponsorship





AGAPAO SPONSORSHIP

Coinbox Tutorial



You will need:

Wooden shadow box

"Agapao Sponsorship" vinyl cut out or print off

Globe and Stand print off (page 3 of tutorial)

White cardstock

Pencils and pens

Scissors

Scrapbook paper

Mod Podge

Acrylic paint

Paintbrushes



Click [here](#) to follow the link to the same shadow box Creations used for this project.

Paint your box.


Paint it all,



paint part of it,



paint a design.



Design your background.

Paint the inside,



cut and mod podge paper to the inside,



...or both!



Make your Globe and Stand.

Print your globe and stand on white cardstock and cut them out to make your template.




Paint your template.



Make your own globe and stand with mixed media.



Use your template to trace and cut out pretty paper versions.



Mod Podge the Globe and stand to your background.



Add your finishing touches...

Draw, cut, and glue
flowers or press
plants!



Use a calligraphy pen
to write something
inspired by the Word!



Layer more paint and
paper to decorate
your box!



Apply the Agapao
vinyl to the glass front of the box.



slide the front into
place, and...



You
Finished
the Job.