



PROJECT TITLE:

## A Humble Little Cabin

(night light)

Duration: 6hrs :- Project separated into  
2 – 3hr sessions

### CLASS 1:

- Acquire all materials and tools necessary for pre-cutting.

Basic wood shop tools- Table saw, Mitre saw, Jig-saw, tape measure.

MATERIALS:

Approx. 27 lin. ft of round wood (1/2" round dowel rods or similar cut wood).

2'x4' MDF/ply etc. for base & frames.

2'x4' Hardboard/other material for roof

Cardboard for door. Craft sticks- 2 sizes

1 Tea light.

- Carefully examine Cabin Details Sheet with pre-cutting specifications.
- Complete pre-cutting process.
- Label and categorize materials for easy assembly.

### CLASS 2:

- Look and Listen to Bro Branham speak of his birth on Twentieth Century Prophet video.
- Acquire tools needed for class. Glue gun and sticks (10), Hacksaw, Ruler, pencil, 1" paintbrush, tape measure, scissors.
- Begin and complete assembly of Log cabin, using pre-cut pieces, using 16 step guide.

For our specific project, in order for the cabin to be completed on one day, the class was shared between the adults and the children. The adults completed the pre-cutting on days prior to Bro Branham's Birthday, and guided the youth on the day as they put the project together. However, if all work is done by youth, it can be completed in the 2 sessions as outlined.

### LESSON TESTIMONY:

Our class began by looking at the first part of Twentieth Century Prophet, where we saw Bro Branham speaking of his humble birth and early childhood. This was spoken on briefly, before the outline of the project was given. The Trivia questions can also be used as a basis for discussion.

# Cabin Construction Guide

## STEP 1




Assemble and layout all pre-cut pieces.

## STEP 2




Using ruler or tape, draw floor plan on base board, as shown on details sheet.

## STEP 3



Erect 2 side wall panels on appropriate spots, using glue gun.

## STEP 4



Attach roof panels on either side of roof, leaving 1" eave on each gable end.

## STEP 5



Erect door frame, gluing both legs firmly to base board.

## STEP 6



Using appropriate pre-cut pieces, begin to attach logs to cabin, gluing to corner posts and logs, interlocking on corners.

### STEP 7



Ensure that correct pieces are used, especially around door frame.

### STEP 8



Complete logging around cabin, leaving both gable ends. Gable pieces can be individually measured, cut and glued.

### STEP 9



Begin to install roof sheets, using 6 panels per side, lapping on each other approx.. 1/8"

### STEP 10



Install 3 shed posts, gluing firmly to base on designated spots.

### STEP 11



Attach 3 rafters to corresponding posts and side wall.

### STEP 12



Attach shed roof, then glue roof panels in similar format to main roof.

### STEP 13



Apply finishing supports and cross pieces to shed.

### STEP 14



Using Craft Sticks, cut and glue on both sides of door cardboard, leaving out 1/2" strip, then glue to inside of door frame.

### STEP 15



Apply appropriate stain or finish coat to cabin and base, then allow to dry.

### STEP 16



Place tea light inside cabin door, dim the room lights and think of you standing outside the door about 5 am that morning, on April 6<sup>th</sup>, 1909. Then say "Praise the Lord!!!"

### PLEASE NOTE:

This model Log Cabin is only a REPRESENTATION of the original cabin. Therefore, its design and size MAY NOT BE exactly according to the scale of the actual cabin shown below.



This model is just intended to be a reminder of how and where our beloved prophet was born. God Bless You.

## Trivia Quiz – Brother William Marrion Branham

Name: \_\_\_\_\_ Age: \_\_\_\_\_

1. What chapter and verse in Malachi is talking of Brother Branham?

- 1:1-2
- 4:5-6
- 3:4
- 2:5-6

2. When was Brother Branham born?

- Sep. 2, 1912
- Jan. 24, 1955
- April 6, 1909
- April 9, 1906

3. What came in the little cabin and rested over Brother Branham, when he was born?

- Bird
- Butterfly
- A Light
- Cloud

4. The Light that Moses saw was the same Light that came into the cabin that morning.

- False
- Maybe
- We don't know
- True

5. When Brother Branham was a boy, what did he see in a tree that spoke to him?

- An eagle
- A flower
- A whirlwind
- A squirrel

6. What was the name of Brother Branham's dog?

- Trooper
- Fritz
- Rex
- Cowboy

7. What horse did Brother Branham see in Heaven?

- Tiger
- Spur
- Prince
- Kansas Outlaw

8. What did Brother Branham tack to a tree for God to find?

- Tie
- A letter
- Watch
- Hat

9. Brother Branham had always wanted to be a\_\_\_\_\_.

- Preacher
- Gardener
- Cowboy
- Hunting guide

10. What horse did Brother Branham not want to ride after seeing a man thrown off?

- Utah Bruiser
- Montana Thunder Storm
- Texas Tornado
- Kansas Outlaw

11. What river was Brother Branham baptizing in when a Light came from Heaven and said, 'As John the Baptist was sent to forerun the first coming of Christ, your Message will forerun the second coming of Christ.'

- Mississippi
- Blue
- Ohio
- Glacier

12. What was Brother Branham's favorite animal to hunt?

- Deer
- Elk
- Squirrel
- Bear

13. What did Brother Branham accidentally walk up on, in a field, while he was on the way to pray for a sick man?

- Black bear
- A killer bull
- Kodiak grizzly
- A man

14. For how long did Brother Branham tell the sun to shine normally when he spoke the storm away?

- 4 months
- 4 weeks
- 4 days
- 4 hours
- 

15. Brother Branham had a dream about storing up what, so we could eat while he was gone?

- Straw
- Seed
- Food
- Fruit

16. What is Brother Branham's favorite color?

- Green
- Blue
- Pink
- Yellow

17. How many brothers did Brother Branham have?

- 2
- 9
- 7
- 8

18. Where would Brother Branham always shoot a squirrel?

- The heart
- The eye
- The head
- The tail

19. What was Brother Branham's dad's name?

- Winston
- Charles
- John
- Paul

20. Where was Brother Branham born?

- Jeffersonville, IN
- New Albany, IN
- Burkesville, KY
- Louisville, KY

21. When Brother Branham saw the whirlwind in the tree, what did it tell him never to do?

- Drink, smoke, or defile your body
- Cheat, lie, or steal
- Cook, clean, and cut the grass
- Fight, gamble, or yell

22. When Brother Branham first moved to Indiana, what city did he move to?

- Sellersburg
- New Albany
- Charlestown
- Jeffersonville

23. Besides preaching, what other job(s) did Brother Branham have?

- Conservation officer
- Professional boxer
- Patrolman
- All answers are correct

24. What was the name of Brother Branham's first wife?

- Hope
- Joanna
- Hannah
- Meda

25. How did he ask his first wife to marry him?

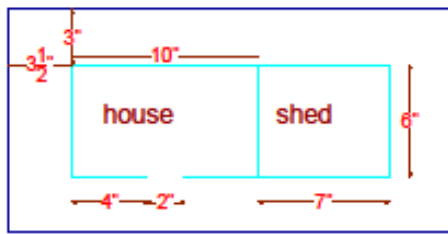
- Over the phone
- By a telegram
- Through a friend
- In a letter

26. How many children did Brother Branham have?

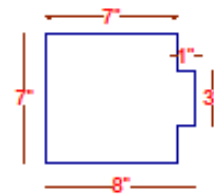
- 7
- 10
- 5
- 4

*Quiz questions taken from Cub Corner  
online Games - Trivia - Happy Birthday  
& Brother Branham categories. Correct  
answers can be checked online.*

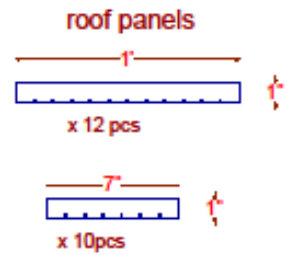
# Cabin Details Sheet



base x 1 pc  
material -  $\frac{1}{2}$ " plywood, MDF  
or suitable material



shed roof

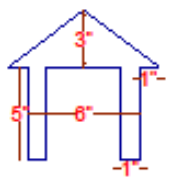


roof panels

x 12 pcs

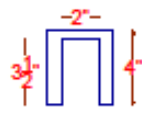
x 10 pcs

roof frame



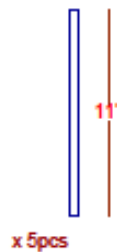
x 2 pcs

door frame

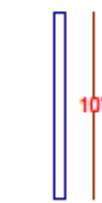


x 1 pc

logs around cabin ( $\frac{1}{2}$ " round dowels/ round wood or other suitable material)



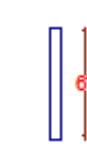
x 5 pcs



x 5 pcs



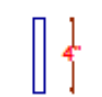
x 10 pcs



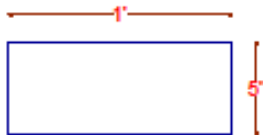
x 10 pcs



x 6 pcs



x 6 pcs



roof side x 2pc  
material -  $\frac{1}{8}$ " hardboard or  
other suitable material

shed framing  
material



x 3 pcs  
( $\frac{1}{4}$ " x  $\frac{1}{4}$ " )



x 3 pcs  
 $\frac{3}{8}$ " round post

craft sticks

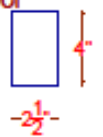


x 20 pcs  
regular size



x 2 pcs  
biggest size

card board  
for cabin  
door



x 1 pc